



ENGINE LONG BLOCK								
LITER / CID	CYL	YEAR	VIN	DESCRIPTION	HEAD CAST #	BLOCK CAST #	ENGINE PART #	
<b>FORD</b>								
1.3 / 1295	L4	97-96	H	Aspire, SOHC, FI, Naturally Aspirated, Gas, 22mm Crank Snout, Hydraulic Rockers, Crank Trigeqr Bolts to Oil Pump, Timing Gears Belt & Tensioner Installed	B30	B3	FO105	
1.3 / 1295	L4	95-94	H	Aspire, SOHC, FI, Naturally Aspirated, Gas, 27mm O.D. Crank Snout, Hydraulic Roller Rookers, Timing Gears Belt & Tensioner Installed	B30	B3	FO110	
1.3 / 1295	L4	93-92	H	Festiva, SOHC, FI, Naturally Aspirated, Gas, 27mm O.D. Crank Snout, Hydraulic Rockers, Timing Gears Belt & Tensioner Installed	B30	B3	FO115	
1.3 / 1295	L4	92-90	H	Festiva, SOHC, FI, Naturally Aspirated, Gas, 22mm Crank Snout, Hydraulic Rockers, Timing Gears Belt & Tensioner Installed	B30	B3	FO120	
1.5 / 91	L4	15-14	D	Fusion, DOHC, 16 Valves, FI, Turbo, Gas, Dual V.V.T.	DS7G-6090-EC	DS7G-6015-DA	FO125	
1.6 / 97	L4	16-13	R, X	Fiesta, Fusion, Transit Connect, DOHC, 16 Valves, FI, Turbo, Gas, Dual V.V.T., Belt Driven Cams	BM5G-6090-EB	BM5G-6015-DC	FO130	
1.6 / 97	L4	13-11	J	Fiesta, DOHC, 16 Valves, FI, Naturally Aspirated, Gas			FO135	
1.6 / 98	L4	16-13	X	Escape, DOHC, 16 Valves, FI, Turbo, Gas, Dual V.V.T., Belt Driven Cams	BM5G-6090-EB	BM5G-6015-DC	FO140	
1.6 / 98	L4	85-83	2, 4	EXP, Escort, SOHC, 8 Valves, Carb, Naturally Aspirated, Gas, MUST GET OIL PUMP CAST.# (THIS IS E3 OIL PUMP) & WATER PUMP OIL PUMP AND TIMING COMPONENTS INSTALLED, MUST GET OIL PUMP CAST.# (THIS IS E3 OIL PUMP)	E1EE-AD/A5C, E3EE	E3EE-AA	FO145	
1.6 / 98	L4	82-81	2, 4	EXP, Escort, SOHC, 8 Valves, Carb, Naturally Aspirated, Gas	E1	E1EE	FO150	
1.8 / 112	L4	95-91	8	Escort, DOHC, 16 Valves, FI, Naturally Aspirated, Gas, 27mm O.D. Crank Snout, W/P, Timing Gears Belt & Tensioner Installed	BP05	BP	FO155	
1.8 / 112	L4	91	8	Escort, DOHC, 16 Valves, FI, Naturally Aspirated, Gas, 22mm O.D. Crank Snout, W/P, Timing Gears Belt & Tensioner Installed	BP05	BP	FO160	
1.9 / 116	L4	96-91	J	Escort, SOHC, 8 Valves, FI, Naturally Aspirated, Gas, Roller Cam, V/C Bolts thru Center, Round Tooth T-Belt, W/P, Timing Gears Belt & tensioner Installed	F0EE, F0EE-E7A/B7A	F0CE-AA/ AB, F0CE	FO165	
1.9 / 116	L4	90-87	J	EXP, Escort, SOHC, 8 Valves, FI, Naturally Aspirated, Gas, Non-Roller Cam, No Fuel Pump Hole in Head, W/P, Timing Gears Belt & Tensioner Installed	E7EE-G4A, G4D, G7A, G7D	E8EE, E7EE-BE	FO170	
1.9 / 116	L4	90-87	9	EXP, Escort, SOHC, 8 Valves, FI, Naturally Aspirated, Gas, Non-Roller Cam, CFI ONLY!: Will Not Work for EFI or Carb, W/P, Tiiming Gears Belt & Tensioner Installed	A7A, D4F, D7C, D7F, E7EE-D4C	E7EE-FA, E7EE-BB, E8EE	FO175	
1.9 / 116	L4	90-87	9	EXP, Escort, SOHC, 8 Valves, FI, Naturally Aspirated, Gas, Roller Camshaft Equipped, CFI Only, Not for EFI Otr Carb, W/P & All timing Components Installed	4F, 7C, 7F, A7A, E7EE-D4C, E8E	E7EE-BE, E8EE	FO180	
1.9 / 116	L4	90-86	J	EXP, Escort, SOHC, 8 Valves, FI, Naturally Aspirated, Gas, With Roller Cam, Water Pump & Timing Components Installed, This Engine has an Inherent Flaw of Dropping Valve Seats!! This sends Debris back into the Engine through the Intake Manifold!! Insure that Customer Cleans Intake Manifold: E.G.R. & all passages!!	E7EE-G4A, G4D, G7A, G7D	E8EE-AA	FO185	
2.0 / 121	L4	13-08	N	Focus, Transit Connect, DOHC, 16 Valves, FI, Naturally Aspirated, Gas, Balancer: 5.75" O.D., 35 Teeth, T-Cover: 1S7G-6019-AM (Inside of Cover)	1S7G-6090-BV	9M5G-6015-AA	FO190	
2.0 / 121	L4	12	2	Focus, DOHC, 16 Valves, FI, Naturally Aspirated, Flex, F.I. Mount Under Intk Ports, T/C Cover cast #CM5E-AB, Dual VTC	CM5E-6090-BD	CM5E-6015-CA	FO195	




## ENGINE LONG BLOCK

LITER / CID	CYL	YEAR	VIN	DESCRIPTION	HEAD CAST #	BLOCK CAST #	ENGINE PART #
2.0 / 121	L4	08-05	N	Focus, Mondeo, DOHC, 16 Valves, FI, Naturally Aspirated, Gas, No VVT	1S7G-6090-EV, BV	4M5G-6015-FF, 1S7G-BX	FO200
2.0 / 121	L4	04-03	3	Focus, DOHC, 16 Valves, FI, Naturally Aspirated, Gas, MAN. TRANS. APP	YS4E-6090-AC/AD	YS4G-6015-AA	FO205
2.0 / 121	L4	04-03	3	Focus, DOHC, 16 Valves, FI, Naturally Aspirated, Gas, Automatic Trans Application	AD, YS4E-6090-AC	YS4G-6015-AA	FO210
2.0 / 121	L4	04-00	P	Focus, SOHC, 8 Valves, FI, Naturally Aspirated, Gas, No Vent Hole in Block (Left pic-2), Knock Sensor Mount on Right (pic 4), W/P, Timing Gears Belt & Tensioner Installed	YS4E-EA	YS4E-AC/DA	FO215
2.0 / 121	L4	04-01	B	Escape, DOHC, 16 Valves, FI, Naturally Aspirated, Gas, VVTI Type, Timing Cover & Oil Pan Installed, Automatic Trans	YS4E-AA	YS4G-AA	FO220
2.0 / 121	L4	04-01	B	Escape, DOHC, 16 Valves, FI, Naturally Aspirated, Gas, VVTI Type, Timing Cover & Oil Pan Installed, Manual Trans			FO225
2.0 / 121	L4	04-00	P	Focus, SOHC, 8 Valves, FI, Naturally Aspirated, Gas, Includes Timing Cover & Oil Pan - No Valve Cover, 2 Intake Ports for Each Cylinder	YS4E-EA	YS4E-AC/DA	FO230
2.0 / 121	L4	03-02	5	Focus, DOHC, 16 Valves, FI, Naturally Aspirated, Gas, With VVTI, 2002-2003 FocusSVT Engine	2M5V-AA/AB		FO235
2.0 / 121	L4	03-00	3	Escort, DOHC, 16 Valves, FI, Naturally Aspirated, Gas, V.C.T. on Exhaust Cam	XS7E-AD, XSZE-AD	YS4E-AA	FO240
2.0 / 121	L4	02-01	3	Focus, DOHC, 16 Valves, FI, Naturally Aspirated, Gas, Front Motor Mount, Oil Filter Mounts to Block	XS7E-AB, YS4E-AC	XS7E, YS4E	FO245
2.0 / 121	L4	02-00	P	Escort, SOHC, 8 Valves, FI, Naturally Aspirated, Gas, KNOCK SENSOR RIGHT SIDE OF BLOCK BELOW HEAD GASKET	F7CE-AA	YS4E-AC, DA	FO250
2.0 / 121	L4	00	3	Focus, DOHC, 16 Valves, FI, Naturally Aspirated, Gas, With Timing Cover & Oil Pan Installed	XS7E-AB, YS4E-AC	XS7E, YS4G	FO255
2.0 / 121	L4	00	3	Contour, DOHC, 16 Valves, FI, Naturally Aspirated, Gas, From 5/3/99, V.C.T. on Exhst Cam, Timing Cover & Oil Pan Installed, 8mm Idler Mount Head Front	978M-R75/R74/AK, XS7E-AD/AE/AB	YS4G-6015-AA	FO260
2.0 / 121	L4	99-98	P	Escort, SOHC, 8 Valves, FI, Naturally Aspirated, Gas, Knock Sensor Mounts in R/S of Block Below Head Gasket, W/P, Timing Gears Belt & Tensioner Installed	F7CE-AA	F8CE-AA	FO265
2.0 / 121	L4	99	3	Escort, DOHC, 16 Valves, FI, Naturally Aspirated, Gas, V.C.T. on Exhaust Cam	978M-R75	YS4E-AA	FO270
2.0 / 121	L4	99	3	Contour, DOHC, 16 Valves, FI, Naturally Aspirated, Gas, To 5/2/99, V.C.T. on Exhst Cam, Timing Cover & Oil Pan Installed, 10mm Idler Mount Head Front	978M-R74/75, XS7E-AB/AD/AE	978M-DK/DL/DM, YS4G-AA	FO275
2.0 / 121	L4	98	3	Escort, DOHC, 16 Valves, FI, Naturally Aspirated, Gas, V.C.T. on Exhaust Cam	XS7E-AE/AB		FO280
2.0 / 121	L4	98	3	Contour, DOHC, 16 Valves, FI, Naturally Aspirated, Gas, VVTI (VARIABLE VALVE TIMING) TIMING COVER AND OIL PAN INSTALLED	RF978M-6090-AK, XS7E-6090	RF978M-6015-DK, DL, DM	FO285
2.0 / 121	L4	97-95	3	Contour, DOHC, 16 Valves, FI, Naturally Aspirated, Gas, TIMING COVER AND OIL PAN INSTALLED	948-R72	948-R69	FO290
2.0 / 121	L4	97	P	Escort, SOHC, 8 Valves, FI, Naturally Aspirated, Gas, No Knock Sensor Used, Timing Gears Belt & W/P Installed	F7CE-AA	F7CE-AA, F8	FO295
2.0 / 122	L4	15-12	9	Edge, Explorer, DOHC, 16 Valves, FI, Turbo, Gas, Dual Intake Ports, Dual VVT	CJ5E-6090-EA	AG9E-6015-AB	FO300
2.0 / 122	L4	14-13	U	C-Max, Fusion, DOHC, 16 Valves, FI, Naturally Aspirated, Electric/Gas, Chain Drive Cams			FO305
2.0 / 122	L4	14-13	9	Escape, Focus, Fusion, DOHC, 16 Valves, FI, Turbo, Gas, Dual Intake Ports, Timing Cover #CJ5E-6059-CB	CJ5E-6090-EB	AG9E-6015-AB	FO310
2.0 / 122	L4	14-13	2	Focus, DOHC, 16 Valves, FI, Naturally Aspirated, F.I. Mount Under Intk Ports, T/C Cover cast #CM5E-AB, Dual VTC	CM5E-6090-BD	CM5E-6015-CA	FO315




ENGINE LONG BLOCK					DESCRIPTION	HEAD CAST #	BLOCK CAST #	ENGINE PART #
LITER / CID	CYL	YEAR	VIN					
<b>FORD [continued]</b>								
2.0 / 121	L4	00	3	Focus, DOHC, 16 Valves, FI, Naturally Aspirated, Gas, With Timing Cover & Oil Pan Installed	XS7E-AB, YS4E-AC	XS7E, YS4G		FO255
2.0 / 121	L4	00	3	Contour, DOHC, 16 Valves, FI, Naturally Aspirated, Gas, From 5/3/99, V.C.T. on Exhst Cam, Timing Cover & Oil Pan Installed, 8mm Idler Mount Head Front	978M-R75/R74/AK, XS7E-AD/AE/AB	YS4G-6015-AA		FO260
2.0 / 121	L4	99-98	P	Escort, SOHC, 8 Valves, FI, Naturally Aspirated, Gas, Knock Sensor Mounts in R/S of Block Below Head Gasket, W/P, Timing Gears Belt & Tensioner Installed	F7CE-AA	F8CE-AA		FO265
2.0 / 121	L4	99	3	Escort, DOHC, 16 Valves, FI, Naturally Aspirated, Gas, V.C.T. on Exhaust Cam	978M-R75	YS4E-AA		FO270
2.0 / 121	L4	99	3	Contour, DOHC, 16 Valves, FI, Naturally Aspirated, Gas, To 5/2/99, V.C.T. on Exhst Cam, Timing Cover & Oil Pan Installed, 10mm Idler Mount Head Front	978M-R74/75, XS7E-AB/AD/AE	978M-DK/DL/DM, YS4G-AA		FO275
2.0 / 121	L4	98	3	Escort, DOHC, 16 Valves, FI, Naturally Aspirated, Gas, V.C.T. on Exhaust Cam	XS7E-AE/AB			FO280
2.0 / 121	L4	98	3	Contour, DOHC, 16 Valves, FI, Naturally Aspirated, Gas, VVTI (VARIABLE VALVE TIMING) TIMING COVER AND OIL PAN INSTALLED	RF978M-6090-AK, XS7E-6090	RF978M-6015-DK, DL, DM		FO285
2.0 / 121	L4	97-95	3	Contour, DOHC, 16 Valves, FI, Naturally Aspirated, Gas, TIMING COVER AND OIL PAN INSTALLED	948-R72	948-R69		FO290
2.0 / 121	L4	97	P	Escort, SOHC, 8 Valves, FI, Naturally Aspirated, Gas, No Knock Sensor Used, Timing Gears Belt & W/P Installed	F7CE-AA	F7CE-AA, F8		FO295
2.0 / 122	L4	15-12	9	Edge, Explorer, DOHC, 16 Valves, FI, Turbo, Gas, Dual Intake Ports, Dual VVT	CJ5E-6090-EA	AG9E-6015-AB		FO300
2.0 / 122	L4	14-13	U	C-Max, Fusion, DOHC, 16 Valves, FI, Naturally Aspirated, Electric/Gas, Chain Drive Cams				FO305
2.0 / 122	L4	14-13	9	Escape, Focus, Fusion, DOHC, 16 Valves, FI, Turbo, Gas, Dual Intake Ports, Timing Cover #CJ5E-6059-CB	CJ5E-6090-EB	AG9E-6015-AB		FO310
2.0 / 122	L4	14-13	2	Focus, DOHC, 16 Valves, FI, Naturally Aspirated, F.I. Mount Under Intk Ports, T/C Cover cast #CM5E-AB, Dual VTC	CM5E-6090-BD	CM5E-6015-CA		FO315
2.0 / 122	L4	97-95	A	Probe, DOHC, 16 Valves, FI, Naturally Aspirated, Gas, Hydraulic Lifters, Crank Angle Sensor Mounts to Oil Pump, W/P, Timing Gears Belt & Tensioner Installed	FS2	FS		FO320
2.0 / 122	L4	95-93	A	Probe, DOHC, 16 Valves, FI, Naturally Aspirated, Gas, Belt Drive Cams with Spoke Type Sprockets, No Crank Angle Sensor	FS2	FS		FO325
2.0 / 122	L4	88-86	C	Ranger, SOHC, 8 Valves, Carb, Naturally Aspirated, Gas, 1 Piece Pan Gasket, If 10/86-12/86 Check Pan Gasket, This Part is 1 Piece, If 4 Piece Use Part #DFA2, Timing Belt & Tensioner Installed	E27E, E37E, E67E, E87E-AB	E37E-BC		FO330
2.0 / 122	L4	86-83	C	Ranger, SOHC, 8 Valves, Carb, Naturally Aspirated, Gas, 4 PIECE PAN GASKET, ROUND INTAKE PORTS, 1987 ALSO SEE PART #DFB6	E27E-FB, E67E-AB	E37E-BA, E27E-BA		FO335
2.0 / 122	L4	82-79	1, C	Courier Pickup, SOHC, 8 Valves, Carb, Naturally Aspirated, Gas, Chain Driven Camshaft, Timing Cover & Oil Pump Installed	8086, 8682	MA		FO340
2.2 / 133	L4	92-89	C	Probe, SOHC, 12 Valves, FI, Naturally Aspirated, Gas, W/P, Timing Gears Belt & Tensioner Installed	F201	F2, 2.2		FO345
2.2 / 133	L4	92-89	L	Probe, SOHC, 12 Valves, FI, Turbo, Gas, W/P, Timing Gears Belt & Tensioner Installed, Block has 2 Extra Holes for Turbo	F2	F2, 2.2		FO350
2.3 / 140	L4	11-04	D	Ranger, DOHC, 16 Valves, FI, Naturally Aspirated, Gas, T/C CAST#1L5G-AG	1S7G-BT/ BU/ BV	4L5G-BA		FO355
2.3 / 140	L4	09-06	Z	Fusion, DOHC, 16 Valves, FI, Naturally Aspirated, Gas, T/C Cast #6M8G-AD, WITH V.C.T., 35 Tooth Crank Trigger	6M8G-AC	6M8G-AD		FO360
2.3 / 140	L4	08	Z	Escape, DOHC, 16 Valves, FI, Naturally Aspirated, Gas, 155mm OD Dampner, 35 Tooth Trigger, No V.C.T.	3S4G-AA	5L8G-AF, 6M8G-AD		FO365
2.3 / 140	L4	08-05	H	Escape, DOHC, 16 Valves, FI, Naturally Aspirated, Electric/Gas, Front Cover Cast #5M6G-BB	3S4G-AA	5L8G-AF		FO370
2.3 / 140	L4	07-05	Z	Escape, DOHC, 16 Valves, FI, Naturally Aspirated, Gas, No V.C.T., T/C Cast #2L8G-AD/AE, Oil Pan Cast #3M4G-AF/AG	3S4G-AA	5L8G-AF, 6M8G-AD		FO375
2.3 / 140	L4	07-05	Z	Focus, DOHC, 16 Valves, FI, Naturally Aspirated, Gas, T/C Cast #2L8G-AD/ AE, Oil Pan Cast #3M4G-AF/AG, Valve Cvr Cast #4S4G-CB	3S4G-AA	5L8G-AF, 6M8G-AD		FO380
2.3 / 140	L4	07-05	Z	Escape, DOHC, 16 Valves, FI, Naturally Aspirated, Gas, Includes Timing Cover & Oil Pan - No Valve Cover, No V.C.T.	3S4G-AA, 3L8G-AC	5L8G-AF, 6M8G-AD		FO385
2.3 / 140	L4	04-03	Z	Focus, DOHC, 16 Valves, FI, Naturally Aspirated, Gas, T/C Cast #2L8G-AD/ AE, Oil Pan Cast #3M4G-AF/AG, Valve Cvr Cast #3S4G-AE	3S4G-AA	3M4G-AM		FO390
2.3 / 140	L4	03	D	Ranger, DOHC, 16 Valves, FI, Naturally Aspirated, Gas, Engine Code 1G-270AA or 1G271AA ONLY	1S7G-BT/ BU/ BV	1L5G-BA, 4L5G-BA		FO395
2.3 / 140	L4	02-01	D	Ranger, DOHC, 16 Valves, FI, Naturally Aspirated, Gas, Engine Code 1G870AA or 1G270AA ONLY	1S7G-BT/BV/BU	1L5G-BA, 4L5G-AB		FO400
2.3 / 140	L4	97-95	A	Ranger, SOHC, 8 Valves, FI, Naturally Aspirated, Gas, Dual Spark Plugs, 6mm Thermo Hsng Bolts, Tlming Gears Belt & Tensioner Installed	F57E-E11C, F5JL, F87E	F57E-DC, F77E		FO405
2.3 / 140	L4	94-89	A, M	Mustang, Ranger, SOHC, 8 Valves, FI, Naturally Aspirated, Gas, Dual Spark Plugs, Timing Gears Belt & Tensioner Installed	E89E-AB, E97E-BA, F2	E89E-AD		FO410






## ENGINE LONG BLOCK

LITER / CID	CYL	YEAR	VIN	DESCRIPTION	HEAD CAST #	BLOCK CAST #	ENGINE PART #
<b>FORD [continued]</b>							
2.3 / 140	L4	94-92	X	Tempo, OHV, 8 Valves, FI, Naturally Aspirated, Gas, HSC, 11 BOLT PAN, THERE IS A CAMSHAFT SENSOR ON SIDE OF BLOCK	E8, F13E-A3A	F23E-JA	FO415
2.3 / 140	L4	91-88	S, X	Tempo, OHV, 8 Valves, FI, Naturally Aspirated, Gas, H.S.C.	E83E, F13E	E83E-D11	FO420
2.3 / 140	L4	91-89	A, M	Mustang, SOHC, 8 Valves, FI, Naturally Aspirated, Gas, Non-Roller Cam, No SMOG in Head, 1 Piece Pan Gasket, Timing Gears Belt & Tensioner Installed	E52E-EA	E59E, E7ZE, E8ZE, E3ZE	FO425
2.3 / 140	L4	89-85	A	Aerostar, Mustang, Ranger, SOHC, 8 Valves, FI, Naturally Aspirated, Gas, Non-Roller Cam, Single Spark Plug/ Cyl., 1 Piece Pan Gasket, 'D' Shaped Intake Ports, Be Aware! 2 Types of 1 pcs. Pan Gasket; Beaded & Flat	E59E-GB	E59E-BA, E69E, E7ZE, E8ZE	FO430
2.3 / 140	L4	88-87	A	Ranger, SOHC, 8 Valves, FI, Naturally Aspirated, Gas, Roller Cam, Aluminum Pan, 1 Piece Pan Gasket, 'D' Shaped Intake Ports, Assembled with Timing Components	E69E	E7ZE-BA, E8ZE-CA	FO435
2.3 / 140	L4	88-87	T, W	Thunderbird, SOHC, 8 Valves, FI, Turbo, Gas	E52E-EA, E69-AB, E62E-AB	E3ZE-DA	FO440
2.3 / 140	L4	87-86	A	Aerostar, Ranger, SOHC, 8 Valves, FI, Naturally Aspirated, Gas, WITH FUEL PUMP HOLE, 4 PIECE PAN GASKET, D SHAPE INTAKE PORTS	E59E-GB	E59E-BA	FO445
2.3 / 140	L4	87-85	A	Aerostar, Ranger, SOHC, 8 Valves, FI, Naturally Aspirated, Gas, 4 PIECE OIL PAN GASKET	E69E-AB	E7ZE-BA	FO450
2.3 / 140	L4	86	A	LTD, Mustang, SOHC, 8 Valves, Carb, Naturally Aspirated, Gas, 1 Piece Oil Pan Gasket, Mechanical Fuel Pump, 'D' Shaped Intake Ports	E59E-GB, E69E-GB	E59E-BA, E69E	FO455
2.3 / 140	L4	86-85	T, W	Mustang, Thunderbird, SOHC, 8 Valves, FI, Turbo, Gas, All Timing Components Installed	E52E-EA	E3ZE-DC	FO460
2.3 / 140	L4	85-81	2, A	Courier Pickup, Fairmont, Granada, LTD, Mustang, Ranger, SOHC, 8 Valves, Carb & FI, Naturally Aspirated, Gas, FLAT BOTTOM INTAKE PORTS, FOR 1983 - 4/85 & FOR 1983-4/85, CHECK PORT SHAPE	E1BE-AC	E3ZE-DC	FO465
2.3 / 140	L4	84-83	T, W	Mustang, Thunderbird, SOHC, 8 Valves, FI, Turbo, Gas, WITH FLAT PORT HEAD	E3ZE-AB, E4EE-BA, E4ZE-DA	E3ZE-DC	FO470
2.3 / 140	L4	84-83	A	Ranger, SOHC, 8 Valves, Carb, Naturally Aspirated, Gas, ROUND INTAKE PORTS, MAY BE COME WITH INTAKE ADAPTER, NOT FOR 1985, WITH ALUMIMUN PAN	E27E-DA	E59E, D8EE, E3ZE, D42E, D9	FO475
2.3 / 140	L4	81-74	A, B, W, Y	Courier Pickup, Fairmont, Granada, Mustang, Mustang II, Pinto, SOHC, 8 Valves, Carb, Naturally Aspirated & Turbo, Gas, TIMING COMPONENTS INSTALLED, REAR SUMP PAN	D42E, D6EE-AA, D7EE, D8EE, D9	D42E, D6EE-AA, D8EE-EP, D9	FO480
2.5 / 152	L4	12-09	7, A	Escape, Fusion, DOHC, 16 Valves, FI, Naturally Aspirated, Gas, Non-Hybrid Engine, T/C Cast #9E5E-6059-AA & T/C Cast #9E5E-6090AA	8E5G/8E5E-6090-AA/AB	8E5G-6015-AD	FO485
2.5 / 152	L4	12-09	3	Escape, Fusion, DOHC, 16 Valves, FI, Naturally Aspirated, Electric/Gas, Hybrid			FO490
2.5 / 152	V6	97-93	B	Probe, DOHC, 24 Valves, FI, Naturally Aspirated, Gas, OVAL INTAKE PORTS, NO CAM SENSOR, Timing Gears Belt & Tensioner Installed		KL	FO495
2.5 / 153	L4	01-98	C	Ranger, SOHC, 8 Valves, FI, Naturally Aspirated, Gas, 8mm Thermo Hsng Blts, Timing Gears Belt & O/P Installed, Dual Spark Plugs	F57E-E11C, F87E	F77E-AA, F87E-AB, 25L	FO500
2.5 / 153	L4	01-98	C	Ranger, SOHC, 8 Valves, FI, Naturally Aspirated, Gas, 6mm Thermo Hsng Bolts, Timing Gears Belt & O/P Installed, Dual Spark Plugs	F57E-E11C, F87E	F77E-AA, F87E-AB, 25L	FO505
2.5 / 153	V6	96-95		Mystique, DOHC, 24 Valves, FI, Naturally Aspirated, Gas, Timing Cover & Oil Pan Installed, Lower Block Cast #XW4E-6F095-AD, 12mm Knock Sensor R/S Block	F53E, F73E-6090-DA, F73E-6C064-DA	F53E-NB, LA, NC	FO510
2.5 / 155	V6	02-01		Mondeo, DOHC, 24 Valves, FI, Naturally Aspirated, Gas, 8mm Knock Sensor, Timing Cover & Oil Pan nstalled	157E-6090-DC, 157E-6C064-AE, YF1E-FC	XW4E-6015-BA, 157E-6015-DC	FO515
2.5 / 155	V6	00	L	Contour, DOHC, 24 Valves, FI, Naturally Aspirated, Gas, VVT-I, 8MM KNOCK SENSOR	YS2E	XU3E-6015-BA	FO520
2.5 / 155	V6	00	G	Contour, DOHC, 24 Valves, FI, Naturally Aspirated, Gas, TIMING COVER AND OIL PAN INSTALLED			FO525
2.5 / 155	V6	00-99	L	Contour, Mystique, DOHC, 24 Valves, FI, Naturally Aspirated, Gas, 12mm Knock Sensor, T/C & Oil Pan Installed	YS2E	ZU3E-6015-BA	FO530
2.5 / 155	V6	99	G	Contour, DOHC, 24 Valves, FI, Naturally Aspirated, Gas, TIMING COVER AND OIL PAN INSTALLED			FO535
2.5 / 155	V6	99-98	L	Contour, Mystique, DOHC, 24 Valves, FI, Naturally Aspirated, Gas, TIMING COVER AND OIL PAN INSTALLED	F73E, YS2E	F53E-6015-MC, NB	FO540
2.5 / 155	V6	98	G	Contour, DOHC, 24 Valves, FI, Naturally Aspirated, Gas, TIMING COVER AND OIL PAN INSTALLED			FO545
2.5 / 155	V6	97-95	L	Contour, Mystique, DOHC, 24 Valves, FI, Naturally Aspirated, Gas, Timing Cover & Oil Pan Installed, Lower Block Cast #XW4E-6F095-AD, 12mm Knock Sensor R/S Block	F53E, F73E-6090-DA, F73E-6C064-DA	F53E-NB, LA, NC	FO550
2.5 / 155	V6	97	L	Contour, DOHC, 24 Valves, FI, Naturally Aspirated, Gas			FO555
2.8 / 170	L6	72-70	F, U	Bronco (Full-Size), E-Series Vans, Maverick, OHV, 12 Valves, Carb, Naturally Aspirated, Gas	D0DE-A, D4DE-CA, D5DE-BA	C8DE-A	FO560
2.8 / 171	V6	86-83	S	Aerostar, Bronco II, Ranger, OHV, 12 Valves, Carb, Naturally Aspirated, Gas	83TM-HA	83TM-AA	FO565



## ENGINE LONG BLOCK

LITER / CID	CYL	YEAR	VIN	DESCRIPTION	HEAD CAST #	BLOCK CAST #	ENGINE PART #
<b>FORD [continued]</b>							
2.8 / 171	V6	79-75	Z	Mustang, Mustang II, Pinto, OHV, 12 Valves, Carb, Naturally Aspirated, Gas, V6, NOT FOR RANGER	75TM-HA, 77TM-BA	74TM	FO570
2.9 / 177	V6	92-89	T	Bronco II, Ranger, OHV, 12 Valves, FI, Naturally Aspirated, Gas, 10mm Thread Mounts Front of Heads	86TM, CAH	89TM, 90TM	FO575
2.9 / 177	V6	89	T	Bronco II, Ranger, OHV, 12 Valves, FI, Naturally Aspirated, Gas, 8mm Bolts on Front of Heads, If 10mm Use Part #DFD9	86TM	89TM, 90TM	FO580
2.9 / 177	V6	88-86	T	Bronco II, Ranger, OHV, 12 Valves, FI, Naturally Aspirated, Gas, 8mm Bolts on Front of Heads	86TM-6090CAE, CAG	86TM, 87TM	FO585
3.0 / 181	V6	12-09	G	Escape, Fusion, DOHC, 24 Valves, FI, Naturally Aspirated, Flex & Gas, 991 & 99G, W/P Pulley to Left Exhst Cam End & With V.V.T., Flex or Gas Fuel, With V.V.T. & W/P Pulley to Left Exhst Cam End & With V.V.T.	9L8E-6090-BF, 9L8E-6C064-BE		FO590
3.0 / 181	V6	09-06	1	Fusion, DOHC, 24 Valves, FI, Naturally Aspirated, Gas, T- cover cast #6E5E-BG	3M4E-CE/CF	6E5E-AA	FO595
3.0 / 181	V6	08	1	Escape, DOHC, 24 Valves, FI, Naturally Aspirated, Gas, Left Rear Exhst Cam Drive Water Pump, T-Cover Cast #8L8E-CA/AA With Motor Mount	3M4E-CE	6E5E-AA	FO600
3.0 / 181	V6	07-05	1	Five Hundred, Freestyle, DOHC, 24 Valves, FI, Naturally Aspirated, Gas, W/P Mount Left Exhst Rear End, Exhst Cam has Slit End, T/C Cast #5F9E-BD	3M4E-6090-CE, 3M4E-6C064-CE	6E5E-AA	FO605
3.0 / 181	V6	07-06	1	Escape, DOHC, 24 Valves, FI, Naturally Aspirated, Gas, W/P off Lft Exhst Cam Rear, Eng. Code 6G758AA, Separate Front Motor Mount, Not on T/C	3M4E-CE	6E5E-AA	FO610
3.0 / 181	V6	06-05	1	Escape, DOHC, 24 Valves, FI, Naturally Aspirated, Gas, W/P off Left Intake Cam Rear, Eng. Code 5G-758AA/AB/AC thru 3/06	3L8E-6C064-BB	6E5E-6015-AA	FO615
3.0 / 181	V6	05-04	S	Taurus, DOHC, 24 Valves, FI, Naturally Aspirated, Gas, T/C COVER CAST#1F1E, NON VVT	3L8E, 4L8E, YF1E, YL8E	XW4E, 4F1E	FO620
3.0 / 181	V6	04-01	1	Escape, DOHC, 24 Valves, FI, Naturally Aspirated, Gas, Chain Driven Cams, T/C Installed Cast #1S7E, No Oil Cooler, Customer Must Reuse or Supply Their Own Oil Cooler	3L8E-BB, YF1E-FC, YL8E-DB/BB	XW4E-AD/BA, 4F1E-AA	FO625
3.0 / 181	V6	04-01	1	Escape, DOHC, 24 Valves, FI, Naturally Aspirated, Gas, T/C, Oil Pan & V/C Installed, T/C Cast #1S7E, Without Oil Cooler, Customer Must Reuse or Supply Their Own Oil Cooler	3L8E-BB, YF1E-FC, YL8E-BB	XW4E, 4F1E-AA	FO630
3.0 / 181	V6	03	S	Taurus, DOHC, 24 Valves, FI, Naturally Aspirated, Gas	4L8E-6C064-BB, YF1E-FC	XW4E-6015-BA	FO635
3.0 / 181	V6	02-01	S	Taurus, DOHC, 24 Valves, FI, Naturally Aspirated, Gas, TIMING COVER AND OIL PAN INSTALLED	YF1E, YL8E	XW4E	FO640
3.0 / 181	V6	00	S	Taurus, DOHC, 24 Valves, FI, Naturally Aspirated, Gas, TIMING COVER AND OIL PAN INSTALLED			FO645
3.0 / 181	V6	99	S	Taurus, DOHC, 24 Valves, FI, Naturally Aspirated, Gas, CRANK SENSOR, CAM SENSOR, TIMING COVER AND OIL PAN INSTALLED	F7DE-CA	XW4E-6015-BA	FO650
3.0 / 181	V6	98-96	S	Taurus, DOHC, 24 Valves, FI, Naturally Aspirated, Gas, Roller Tappets, Timing Cover & Oil Pan Installed	F5DE-6090-FC, F7DE	F5DE-6015-EG, XW4E	FO655
3.0 / 182	V6	08-02	U	Ranger, OHV, 12 Valves, FI, Naturally Aspirated, Gas, Roller Cam	F6DA-GC	2F1E	FO660
3.0 / 182	V6	08-02	U	Ranger, OHV, 12 Valves, FI, Naturally Aspirated, Gas, With Oil Pan, T/C & V/C Installed, Roller Cam	F6DA-GC, F6DE	2F1E, 3F1E-AA	FO665
3.0 / 182	V6	07-02	U	Taurus, OHV, 12 Valves, FI, Naturally Aspirated, Gas, Roller Cam, 7mm Valve Stem w/ Conical Valve Springs	F6DE-GC	2F1E-AA, 3F1E	FO670
3.0 / 182	V6	05-03	2	Taurus, OHV, 12 Valves, FI, Naturally Aspirated, Flex	F6DE-EB	2F1E, 3F1E	FO675
3.0 / 182	V6	04-02	V	Ranger, OHV, 12 Valves, FI, Naturally Aspirated, Flex	F6DE-EB	2F1E, 3F1E-AA	FO680
3.0 / 182	V6	01-99	U	F-Series Trucks, Ranger, OHV, 12 Valves, FI, Naturally Aspirated, Gas, Roller Cam	F6DE-GA/GC	XF1E	FO685
3.0 / 182	V6	01-99	U	Taurus, Windstar, OHV, 12 Valves, FI, Naturally Aspirated, Gas, Roller Cam	F6DE-GA	XF1E	FO690
3.0 / 182	V6	01-99	V	Ranger, OHV, 12 Valves, FI, Naturally Aspirated, Flex, With Roller Cam, Can Use DFW4 or DFW5	F6DE-EB	XF1E	FO695
3.0 / 182	V6	01-99	2	Taurus, OHV, 12 Valves, FI, Naturally Aspirated, Flex, With Roller Cam, Heart Shape Comb Chmbr	F6DE-EB	XF1E	FO700
3.0 / 182	V6	01-99	V	Ranger, OHV, 12 Valves, FI, Naturally Aspirated, Flex, Includes Timing Cover & Oil Pan - No Valve Cover & Includes Timing Cover & Oil Pan - No Valve Covers, Roller Cam, Heart Shape Chamber, RWD	F6DE, F6DE-EB	XF1E	FO705
3.0 / 182	V6	99-96	1, 2	Taurus, OHV, 12 Valves, FI, Naturally Aspirated, Flex, With Roller Cam, 5 Counter Weights on Crank	F6DE-EB	F58E, F6AE, F6DE	FO710
3.0 / 182	V6	98-95	U	Taurus, Windstar, OHV, 12 Valves, FI, Naturally Aspirated, Gas, With Roller Cam, 5 Counter Weights on Crank	E6AE-GA	F58E, F6DE, F5AE	FO715
3.0 / 182	V6	98-95	U	Aerostar, F-Series Trucks, Ranger, OHV, 12 Valves, FI, Naturally Aspirated, Gas, With Roller Cam, 5 Counter Weights on Crank	E6AE-HB, F6DE-GA	F58E, F6DE, F6AE	FO720
3.0 / 182	V6	94-91	U	Aerostar, Ranger, OHV, 12 Valves, FI, Naturally Aspirated, Gas, Roller Cam	AH, E6AE-AG	E9DE, F2DE	FO725
3.0 / 182	V6	94-92	U	Taurus, Tempo, OHV, 12 Valves, FI, Naturally Aspirated, Gas, Roller Cam, Manual Trans, For Auto Trans Use DFH7	E6AE-HB	E9DE, F2DE	FO730




## ENGINE LONG BLOCK


LITER / CID	CYL	YEAR	VIN	DESCRIPTION	HEAD CAST #	BLOCK CAST #	ENGINE PART #
<b>FORD [continued]</b>							
3.0 / 182	V6	91-90	U	Aerostar, Ranger, OHV, 12 Valves, FI, Naturally Aspirated, Gas, 3/15/90-10/91, Non-Roller Cam	E6	E9DE, F2DE	FO735
3.0 / 182	V6	90-86	U	Taurus, OHV, 12 Valves, FI, Naturally Aspirated, Gas, 7 Bolt Holes on Left Side of Block, Prod. Date thru 3/90	E6AE-HB, E6DE	E6AE-AG/AE	FO740
3.0 / 183	V6	10-09		Escape, Fusion, DOHC, 24 Valves, FI, Naturally Aspirated, Gas, 991, With V.V.T., VIN G, W/P Pulley to Left Exhst Cam End	9L8E-6090-BF, 9L8E-6C064-BE		FO745
3.0 / 183	V6	07-05		Five Hundred, DOHC, 24 Valves, FI, Naturally Aspirated, Gas, W/P Mount Left Exhst Rear End, Exhst Cam has Slit End, T/C Cast #5F9E-BD	3M4E-6090-CE, 3M4E-6C064-CE	6E5E-AA	FO750
3.3 / 200	L6	83-80	B, X	Fairmont, Granada, LTD, Mustang, Thunderbird, OHV, Carb, Naturally Aspirated, Gas, 12 1/2" Across Bottom Bellhousing Bolts	E0BE-BB	D8BE-GD, E1BE-FA	FO755
3.3 / 200	L6	83-81	B, X	Fairmont, Granada, LTD, Mustang, Thunderbird, OHV, 12 Valves, Carb, Naturally Aspirated, Gas, Integral Single Barrel Intake, 16" Across Bellhousing Bolts	E0BE-BB	E1BE-BB	FO760
3.3 / 200	L6	79-77	T	Fairmont, Granada, Maverick, Mustang, OHV, 12 Valves, Carb, Naturally Aspirated, Gas, GOOD FOR FRONT OR REAR DIPSTICK, NO SMOG	D5DE-BA	D8BE-GE	FO765
3.3 / 200	L6	67-65	T	Country Sedan, Country Squire, Fairlane, Falcon, Falcon Sedan Delivery, Mustang, Ranch Wagon, Ranchero, OHV, 12 Valves, Carb, Naturally Aspirated, Gas, NO BREATHER HOLE ON SIDE OF BLOCK, NO SMOG, 6 BOLT BELLHOUSING	C5, C6DE-A, C7DE-A	C6DE-A	FO770
3.5 / 213	V6	15-11	8, C	Edge, Explorer, Flex, Taurus, DOHC, 24 Valves, FI, Naturally Aspirated, Gas, Dual V.V.T., Chain Driven Cams, T/C Cast #BT4E-6059-BB	DG1E-6090-AA, DG1E-6C064-AA	AT4E-6015-CD	FO775
3.5 / 213	V6	15-13	G, T	Expedition, F-Series Trucks, DOHC, 24 Valves, FI, Turbo, Gas, Dual V.V.T.	BL3E-6C064-FA	BL3E-6015-AB/BA	FO780
3.5 / 213	V6	12-11	T	F-Series Trucks, DOHC, 24 Valves, FI, Turbo, Gas, T/C Cast #BR3E-6059-BA, RI Cam: AT4E-6A266-CB, RE Cam: AT4E-6A266-CB, LI Cam: BL3E-6A267-AD, LE Cam: AT4E-6A267-CB	BL3E-6090-FA, BL3E-6C064-FA	BL3E-6015-AB/BA	FO785
3.5 / 213	V6	12-09	C, W	Edge, Flex, Fusion, Taurus, Taurus X, DOHC, 24 Valves, FI, Naturally Aspirated, Gas, Roller Timing Chain, T/C Cast #7T4E-GG/GE, 3 Bolt Oil Filter Adapter & T/C Cast #7T4E-GG/GE, 3 Bolt Oil Filter Adapter, V.C.T. on Intake Cam w/ 4Tooth Trigger on End, From 1/09 & Prod. thru 11/29/10 & Prod. thru 5/2/10 & Prod. thru 7/26/10	7T4E-FA/GA, BASE-AA	AT4E-6015-C24C	FO790
3.5 / 213	V6	12-10	C, W	Flex, Fusion, Taurus, DOHC, 24 Valves, FI, Naturally Aspirated, Gas, Silent Timing Chain, T/C Cast #7T4E-GE/GA, 3 Bolt Oil Filter Adapter, V.C.T. on Intake Cam w/ 4Tooth Trigger on End, Prod. from 11/29/10	7T4E, 8T4E, BASE	AT4E-6015-C24C	FO795
3.5 / 213	V6	12-10	T	Flex, Taurus, DOHC, 24 Valves, FI, Turbo, Gas, T/C Cast #7T4E-6C686-GF, VVT on Intake Cam, Chain Driven Cams	AA5E-6090-FA, AA5E-6C064-FA	AT4E-6015-C24C	FO800
3.5 / 213	V6	09-07	C, W	Edge, Flex, Taurus, Taurus X, DOHC, 24 Valves, FI, Naturally Aspirated, Gas, T/C Cast #7T4E-6C086-GE, Single Bolt Oil Filter Adapter, V.C.T. on Intake Cam w/ 4Tooth Trigger on End, To 1/09	7T4E-6090-FA/GA, 7T4E-6C064-FA/GA	7T4E-6015-DC/D24E	FO805
3.7 / 227	V6	15-11	M, R	F-Series Trucks, Mustang, Police Interceptor Utility, Transit-150, Transit-250, Transit-350, Transit-350 HD, DOHC, 24 Valves, FI, Naturally Aspirated, Flex & Gas, 99M & 99R, Broadcast Code: 1G372AA/BA/CA, 1G373AA/BA/CA/DA	DG1E-6090-AA, DG1E-6C064-AA	BR3E-6015-FE	FO810
3.7 / 227	V6	14-11	K	Edge, DOHC, 24 Valves, FI, Naturally Aspirated, Gas, Broadcast Code: 1G494AA/BA, DG466AA, DG468AA/DA, DG494AA, DG592AA			FO815
3.8 / 232	V6	04-00	4	Mustang, OHV, 12 Valves, FI, Naturally Aspirated, Gas, '1F2E' Crank Cast, 2 Intake Ports/Cylinder, With Roller Cam & Balance Shaft, T/C & Oil Pump Installed	XF2E, YF2E-A20A	1L3E-AA, 3L3E	FO820
3.8 / 232	V6	03-01	4	Windstar, OHV, 12 Valves, FI, Naturally Aspirated, Gas, 2 Intake Ports/Cylinder, Small Water Ports in Head, Balance Shaft, 6 Counter Weight Crank, T/C & Oil Pump Installed, Check Crank Cast Number !!	YF2E	1F2E	FO825
3.8 / 232	V6	00-99	4	Windstar, OHV, 12 Valves, FI, Naturally Aspirated, Gas, 2 Intake Ports/Cylinder, Large Water Ports in Heads, Check Crank Cast Number !! & T/C & Oil Pump Installed, T/C & Oil Pump Installed	XF2E, XF2E-A22C	XF2E-AD	FO830
3.8 / 232	V6	00-99	4	Mustang, OHV, 12 Valves, FI, Naturally Aspirated, Gas, 'F68E' Crank Cast, 2 Intake Ports/Cylinder, With Roller Cam & Balance Shaft, T/C & Oil Pump Installed	XF2E-A22E	XL3E-AD	FO835
3.8 / 232	V6	98-97	4	Windstar, OHV, 12 Valves, FI, Naturally Aspirated, Gas, 2 Intake Ports/Cylinder, T/C & Oil Pump Installed	F65E-BC, F75E	F68E, F78E	FO840
3.8 / 232	V6	98-96	4	Mustang, Thunderbird, OHV, 12 Valves, FI, Naturally Aspirated, Gas, No Balance Shaft, Roller Cam, Has Six 6mm Bolts on Each Head for Intake, Timing Cover & Oil Pump Installed	F6ZE, F7ZE	F6ZE, AD, F7ZE	FO845
3.8 / 232	V6	96	4	Windstar, OHV, 12 Valves, FI, Naturally Aspirated, Gas, 2 Intake Ports/Cylinder, T/C & Oil Pump Installed	F65E, F75E	F68E, F78E	FO850
3.8 / 232	V6	95-89	4	Taurus, OHV, 12 Valves, FI, Naturally Aspirated, Gas, 1.10" Hole in Head End, w/ Balance Shaft & Roller Cam, T/C & Oil Pump Installed, 'D' Shape Exhst Ports	E8DE, E9DE, F3SE, F4SE	E8EE-D3B, E9DE-BJ, F1DE-EA	FO855
3.8 / 232	V6	95-89	4	Mustang, Thunderbird, OHV, 12 Valves, FI, Naturally Aspirated, Gas, No Balance Shaft, Roller Cam, Timing Cover & Oil Pump Installed	E8DE, E9AE, E9DE, F3SE, F4SE	E9SE-FB, F1SE	FO860

If you do not see your application make sure to call us as we constantly add new SKUs.





ENGINE LONG BLOCK							
LITER / CID	CYL	YEAR	VIN	DESCRIPTION	HEAD CAST #	BLOCK CAST #	ENGINE PART #
<b>FORD [continued]</b>							
3.8 / 232	V6	95-91	4	Taurus, Windstar, OHV, 12 Valves, FI, Naturally Aspirated, Gas, .70" Hole in Head End, w/ Balance Shaft & Roller Cam, T/C & Oil Pump Installed, Round Exhaust Ports, Police Package	F15E, F15E, F35E-A20A, F35E-A20A	E9DE-BJ, F1DE-EA	FO865
3.8 / 232	V6	95-94	R	Thunderbird, OHV, 12 Valves, FI, Supercharged, Gas, Roller Cam, No Balance Shaft, No Timing Cover, Oil Pump Supplied	F35E-A20A	F15E-CA	FO870
3.8 / 232	V6	93-89	R	Thunderbird, OHV, 12 Valves, FI, Supercharged, Gas, No Balance Shaft, Roller Cam, 1989 Check Dampner for # If E9SE-CA Cust Must Change Flywheel & Dampner, No Timing Cover	E9SE-D78, F3, F4E	E9SE-FB, F15E	FO875
3.8 / 232	V6	88	4	Thunderbird, OHV, 12 Valves, FI, Naturally Aspirated, Gas, No Timing Cover, Non-Roller Cam, With Balance Shaft, Oil Pump Kit Supplied	E8DE	E8SE	FO880
3.8 / 232	V6	87-84	3, C	LTD, Mustang, Thunderbird, OHV, 12 Valves, Carb & FI, Naturally Aspirated, Gas, No Timing Cover, Oil Pump Kit ONLY	E45E-AA, E4ZE-B9C, E5AE-CA	E5, E4AE, E3AE	FO885
3.8 / 232	V6	83-82	3	F-Series Trucks, Granada, LTD, Mustang, Thunderbird, OHV, 12 Valves, Carb, Naturally Aspirated, Gas, No Timing Cover, Oil Pump Kit ONLY	E2AE-FC, E3SE-A9D	E2AE-HD, E3AE	FO890
3.9 / 238	V6	07-04	6	Freestar, OHV, 12 Valves, FI, Naturally Aspirated, Gas, 2 Intake Ports/Cylinder, Short Main, No T/C, Oil Pump Only, FWD	XF2E, XF2F, YF2E-6090A20A	4F2E-AA, 3F2E, 1F2E	FO895
3.9 / 238	V6	04	6	Mustang, OHV, 12 Valves, FI, Naturally Aspirated, Gas, 2 Intake Ports/Cylinder, Short Mian, No T/C, Oil Pump Only, RWD	A22A, XF2E, XF2F-A20A, YF2E	3F2E-DA, 1L2E, 3L2E	FO900
3.9 / 242	V8	03	A	Thunderbird, DOHC, 32 Valves, FI, Naturally Aspirated, Gas, T/C Cast #2W93-6019-AA	3W42-6C064-AD/AE, 3W43-6090-AE	3W43-AE	FO905
4.0 / 245	V6	11-07	E, K	Explorer, Ranger, SOHC, 12 Valves, FI, Naturally Aspirated, Gas, No Balance Shaft, No Oil Spraybar, 4WD Use DFRH	6L2E, 8L2E	1L2E, 5L2E	FO910
4.0 / 245	V6	10-07	N	Mustang, SOHC, 12 Valves, FI, Naturally Aspirated, Gas, No Balance Shaft, Auto. Trans., No Oil Spraybar on Cam Caps, For Manual Trans. = DFTJ	6L2E, 8L2E	1L2E, 5L2E	FO915
4.0 / 245	V6	10-07	E, K	Explorer, SOHC, 12 Valves, FI, Naturally Aspirated, Gas, With Balance Shaft, No Oil Spraybar, RWD Use DFKH, 4WD	6L2E, 8L2E	1L2E, 5L2E	FO920
4.0 / 245	V6	10-07	N	Mustang, SOHC, 12 Valves, FI, Naturally Aspirated, Gas, w/ Balance Shaft, Man. Trans., No Oil Spraybar on Cam Caps, For Auto Trans. = DFMJ	6L2E, 8L2E		FO925
4.0 / 245	V6	07-01	E, K	Explorer, SOHC, 12 Valves, FI, Naturally Aspirated, Flex & Gas, w/ Balance Shaft, 4WD	1L2E-AA, 6L2E, 8L2E	1L2E, 5L2E	FO930
4.0 / 245	V6	07-05	N	Mustang, SOHC, 12 Valves, FI, Naturally Aspirated, Gas, No Balance Shaft, Auto. Trans.	1L2E, 8L2E	5L2E	FO935
4.0 / 245	V6	07-05	N	Mustang, SOHC, 12 Valves, FI, Naturally Aspirated, Gas, Manual Trans. w/ Oil Spraybar on Cam Caps, w/ Balance Shaft	1L2E, 8L2E	1L2E, 5L2E	FO940
4.0 / 245	V6	07-01	E, K	Explorer, Ranger, SOHC, 12 Valves, FI, Naturally Aspirated, Flex & Gas, No Balance Shaft, Oil Spraybar Over Cam	1L2E, 6L2E, 8L2E	1L2E, 5L2E	FO945
4.0 / 245	V6	07-01	E, K	Explorer, SOHC, 12 Valves, FI, Naturally Aspirated, Flex & Gas, w/ Oil Pan, T/C & Crank Pulley - No Valve Covers & w/ Timing Cover, Oil Pan & Crank Pulley - No Valve Covers, w/ Balance Shaft, 4WD	1L2E, 6L2E, 8L2E	1L2E	FO950
4.0 / 245	V6	07-01	E, K	Explorer, Ranger, SOHC, 12 Valves, FI, Naturally Aspirated, Flex & Gas, Includes T/C, Oil Pan & Front Crank Pulley, No Balance Shaft	1L2E, 6L2E, 8L2E	1L2E	FO955
4.0 / 245	V6	07-01	E, K	Explorer, SOHC, 12 Valves, FI, Naturally Aspirated, Flex & Gas, Includes T/C, Oil Pan & Crank Pulley. w/ Balance Shaft. 4WD	1L2E	1L2E	FO960
4.0 / 245	V6	01-97	E	Explorer, SOHC, 12 Valves, FI, Naturally Aspirated, Gas, 8 Bolt Flywheel, w/ Balance Shaft, '0G' Engine Code Only, 4WD	1L2E-AA, 97JM-6049-CD/CE, 97JM-6050-CD/CE	97JM-AE, 1L2E	FO965
4.0 / 245	V6	01-97	E	Explorer, SOHC, 12 Valves, FI, Naturally Aspirated, Gas, 8 Bolt Flywheel, No Balance Shaft, '0G' Engine Code Only, RWD	97JM-CD	97JM-AE	FO970
4.0 / 245	V6	00-99	X	Explorer, Ranger, OHV, 12 Valves, FI, Naturally Aspirated, Gas, 8 Bolt Flywheel	98TM	97TM	FO975
4.0 / 245	V6	98	X	Explorer, Ranger, OHV, 12 Valves, FI, Naturally Aspirated, Gas, 8 BOLT FLYWHEEL, WITH OR WITHOUT EGR	95, 96, 97, 98TM	97TM-AB	FO980
4.0 / 245	V6	97	X	Aerostar, Explorer, Ranger, OHV, 12 Valves, FI, Naturally Aspirated, Gas, WITH OR WITHOUT EGR, 8 BOLT FLYWHEEL	95, 96, 97, 98TM	97TM-AB	FO985
4.0 / 245	V6	96-95	X	Explorer, Ranger, OHV, 12 Valves, FI, Naturally Aspirated, Gas, WITH OR WITHOUT EGR	95TM, 96TM, 97TM	95TM-AB	FO990
4.0 / 245	V6	96-95	X	Aerostar, Explorer, Ranger, OHV, 12 Valves, FI, Naturally Aspirated, Gas, Cali Emissions	95TM-AA/AD, 96TM, 97TM	95TM-AB	FO995
4.0 / 245	V6	96-95	X	Aerostar, OHV, 12 Valves, FI, Naturally Aspirated, Gas	90, 93TM-AB	95TM	FO1000
4.0 / 245	V6	94-90	X	Aerostar, Explorer, Ranger, OHV, 12 Valves, FI, Naturally Aspirated, Gas, No Valley Pan Gasket, Auto. Trans.	90TM-BE, 92TM, 93TM, 94TM	90TM-AB	FO1005




## ENGINE LONG BLOCK

LITER / CID	CYL	YEAR	VIN	DESCRIPTION	HEAD CAST #	BLOCK CAST #	ENGINE PART #
<b>FORD [continued]</b>							
4.0 / 245	V6	94-90	X	Aerostar, Explorer, Ranger, OHV, 12 Valves, FI, Naturally Aspirated, Gas, MANUAL TRANS. & Manual or Automatic	90TM, 92TM, 93TM, 94TM	90TM	FO1010
4.1 / 250	L6	79-75	L	Granada, Maverick, OHV, 12 Valves, Carb, Naturally Aspirated, Gas, No SMOG Holes in Head Over Exhaust Ports	D3DE-A, D5DE-BA, D7BE-AB, D8	D5, D6, D7, D8DE, D8BE-JA	FO1015
4.2 / 255	V8	82-80	D	F-Series Trucks, Fairmont, Granada, LTD, Mustang, Thunderbird, OHV, 16 Valves, Carb, Naturally Aspirated, Gas, Dip Stick in Rear	E05E-AB	E05E-A2E	FO1020
4.2 / 256	V6	08-01	2	E-Series Vans, F-Series Trucks, OHV, 12 Valves, FI, Naturally Aspirated, Gas, 992, 2 Intake Ports/Cylinder, Short Main & T/C & Oil Pump Installed, T/C & Oil Pump Installed	XF2E, YF2E, YF2E-A22A/A20A	1L3E-BA/BB, 3L3E-FA, 4L3E-D	FO1025
4.2 / 256	V6	08-01	2	E-Series Vans, F-Series Trucks, OHV, 12 Valves, FI, Naturally Aspirated, Gas, 992, Includes Valve Covers, Oil Pan, Timing Cover with Oil Pump Installed	YF2R-B5, ZF2E-AD	1L3E-BA	FO1030
4.2 / 256	V6	06-04	2	Freestar, OHV, 12 Valves, FI, Naturally Aspirated, Gas, 2 Intake Ports/Cylinder, Short Main, No T/C, Oil Pump Only, FWD	YF2E	F65E-AC	FO1035
4.2 / 256	V6	00-99	2	E-Series Vans, F-Series Trucks, OHV, 12 Valves, FI, Naturally Aspirated, Gas, w/ Timing Cover & Oil Pump, 6 Counter Weight Crank	XF2E	XL3E-AD	FO1040
4.2 / 256	V6	00-99	2	E-Series Vans, F-Series Trucks, OHV, 12 Valves, FI, Naturally Aspirated, Gas, Includes Valve Covers, Oil Pan, Timing Cover with Oil Pump Installed	RF-XF2E	RF-XL3E-AD, RF-XF2E-AD	FO1045
4.2 / 256	V6	98-97	2	E-Series Vans, F-Series Trucks, OHV, 12 Valves, FI, Naturally Aspirated, Gas, With Roller Cam & Balance Shaft, Timing Cover & Oil Pump Installed	F65E-BC, F75E-B22H	F65E, F75E-B	FO1050
4.2 / 256	V6	98-97	2	E-Series Vans, F-Series Trucks, OHV, 12 Valves, FI, Naturally Aspirated, Gas, Includes Valve Covers, Oil Pan, Timing Cover with Oil Pump Installed, Valve Covers may be painted Black	F65E-BC, F75E-B22H	F65E, F75E-B	FO1055
4.5 / 275	V6	06	Z	LCF, FI, Turbo, Diesel, VT275	1850342C2	184827901	FO1060
4.6 / 281	V8	14-09	W	E-Series Vans, SOHC, 16 Valves, FI, Naturally Aspirated, Flex, 8 Tooth Trigger on Left Cam Gear, T/C Cast #4C2E	1L2E, 1L2E-D24D/D36D	7L2E-6015-BA	FO1065
4.6 / 281	V8	11-05	V, W	Crown Victoria, SOHC, 16 Valves, FI, Naturally Aspirated, Flex & Gas, 6 Bolt Flywheel, Romeo Plant, Timing Cover & Oil Pan Installed, T/C Cast #6W7E-AA	1L2E-D24D, 6L2E-CC, 7L2E-BA	XW7E-6015-AA	FO1070
4.6 / 281	V8	10-09	8	Explorer, F-Series Trucks, SOHC, 24 Valves, FI, Naturally Aspirated, Gas, For 12mm Thread Spark Plugs, T/C cast: 7R3E-6C086-AB	9L3E-6090-BA, 9L3E-6C064-BA	7L2E-6015-BA	FO1075
4.6 / 281	V8	10-07	W	F-Series Trucks, SOHC, 16 Valves, FI, Naturally Aspirated, Gas, Romeo Plant, D/S Cam Sprocket has 8T Trigger, T/C Cast: 7L3E, 4L1E, 4L3E, 4C2E, Oil Pan & T/C Installed	1L2E	7L2E-BA, 6L2E, XW7E, F7AE	FO1080
4.6 / 281	V8	10-08	H	Mustang, SOHC, 24 Valves, FI, Naturally Aspirated, Gas, For 12mm Thread Spark Plugs, T/C Cast #7R3E-6059-A, 3 Valve per Cylinder	9L3E-6090-BA	7L2E-BA	FO1085
4.6 / 281	V8	08-05	H	Mustang, SOHC, 24 Valves, FI, Naturally Aspirated, Gas, T/C CAST#4R3E-6C086-BE, For 16mm Thread Spark Plugs	3L3E-6C064-KE	3L2E, 1L2E	FO1090
4.6 / 281	V8	08-05	W	E-Series Vans, SOHC, 16 Valves, FI, Naturally Aspirated, Gas, Engine Code 5S818/820AR & 6S818 or 820, From 4/18/05, Timing Cover Cast #4C2E & Timing Cover Cast #4C2E	1L2E-D24D, 1L2E-D36D	7L2E-6015-BA	FO1095
4.6 / 281	V8	08	8	Explorer, SOHC, 24 Valves, FI, Naturally Aspirated, Gas, 998, For 12mm Thread Spark Plugs & For 12mm Thread Spark Plugs - Brown Boot, 3 Valve per Cylinder & 3 Valve per Cylinder, From 10/07 & 3 Valves per Cylinder, From 10/07			FO1100
4.6 / 281	V8	07-06	8	Explorer, SOHC, 24 Valves, FI, Naturally Aspirated, Gas, For 16mm Thread Spark Plugs, Iron Block	3L3E-6090-KE, 3L3E-6C064-KE	6L2E-CC, 7L2E-BA	FO1105
4.6 / 281	V8	06-05	W	F-Series Trucks, SOHC, 16 Valves, FI, Naturally Aspirated, Gas	1L2E-DD-PI	AA	FO1110
4.6 / 281	V8	06-04	W	E-Series Vans, SOHC, 16 Valves, FI, Naturally Aspirated, Gas, Assembled with Timing Cover, Oil Pan & Valve Covers, T/C cast #2L3E-AB & T/C cast #2L3E-AB, Thru 4/18/05	1L2E-DD-PI	XW7E	FO1115
4.6 / 281	V8	05-03	9	Crown Victoria, SOHC, 16 Valves, FI, Naturally Aspirated, CNG, With Timing Cover & Oil Pan	1I2E-DD, PI	XW7E-AA	FO1120
4.6 / 281	V8	05-04	W	Explorer, SOHC, 16 Valves, FI, Naturally Aspirated, Gas, 4S-302 or 4S-306 Engine Code, 6 Bolt Flywheel, Romeo Plant., Aluminum Block, T/C Cast #1L2E-AE, 2L1E-AD/DC/DE	1L2E-6090-D36D, 1L2E-DD-PI	3L2E-CB	FO1125
4.6 / 281	V8	05-04	W	E-Series Vans, SOHC, 16 Valves, FI, Naturally Aspirated, Gas, Engine Code 4S818/820AR, T/C Cast #2L3E-AA/AB, Romeo Plant, V/C Distinct from 'DCFA' & Thru 4/18/05	1L2E-DD-PI, 2L3E, XL3E	XW7E	FO1130
4.6 / 281	V8	04-02	X	Mustang, SOHC, 16 Valves, FI, Naturally Aspirated, Gas, 6 Bolt Flywheel, Romeo Plant, Timing Cover & Oil Pan Installed, T/C Cast #2W7E-AC, 6W7E, XR3E-BB	1L2E-DD, 1L2E-DD-PI	XW7E-AA	FO1135
4.6 / 281	V8	04-02	W	Crown Victoria, Grand Marquis, SOHC, 16 Valves & 24 Valves, FI, Naturally Aspirated, Gas, 6 Bolt Flywheel, Romeo Plant, Timing Cover & Oil Pan Installed, T/C Cast #2W7E-AA, 6W7E, XR3E-BB	1L2E-DD-PI	XW7E-AA	FO1140
4.6 / 281	V8	04-02	W	Expedition, F-Series Trucks, SOHC, 16 Valves & 24 Valves, FI, Naturally Aspirated, Gas, 6 Bolt Flywheel, Romeo Plant, Timing Cover & Oil Pan Installed, T/C Cast #2L3E-AB	1I2E-DD-PI	XW7E-AA	FO1145
4.6 / 281	V8	04-03	W	Expedition, SOHC, 16 Valves, FI, Naturally Aspirated, Gas, Engine Code 3G-308AA/BB, Aluminum Block (Check Block vs. Cast Iron), T/C Cast #2L1E-AD/DC/DE, 1L2E-AE	1L2E-6090-D24D, 1L2E-6090-D24D-PI	3L2E-6015-CA/CB	FO1150

If you do not see your application make sure to call us as we constantly add new SKUs.






ENGINE LONG BLOCK								
LITER / CID	CYL	YEAR	VIN	DESCRIPTION	HEAD CAST #	BLOCK CAST #	ENGINE PART #	
<b>FORD [continued]</b>								
4.6 / 281	V8	04	W	F-Series Trucks, SOHC, 16 Valves, FI, Naturally Aspirated, Gas, Timing Cover & Oil Pan Installed, Eng. I.D. 4/ 5/ 6S842AA, 6S842AB	1L2E-DD-PI	7L2E-AB	FO1155	
4.6 / 281	V8	04	W	Expedition, SOHC, 16 Valves, FI, Naturally Aspirated, Gas, 6 Bolt Flywheel, Romeo Plant, Timing Cover cast #3L3E-AB	1L2E-DD, 1L2E-DD-PI	7L2E-AB, XW7E-AA	FO1160	
4.6 / 281	V8	04	W	F-Series Trucks, SOHC, 16 Valves, FI, Naturally Aspirated, Gas, Cast Iron Block, 45-910 Engine Code & Windsor Plant Engine, Windsor Plant	2L1E	F75E-CA	FO1165	
4.6 / 281	V8	03-02	W	E-Series Vans, SOHC, 16 Valves, FI, Naturally Aspirated, Gas, 6 Bolt Flywheel, Romeo Plant, Valve Cover Distinct From 'DFKE', Timing Cover & Oil Pan Installed, T/C Cast #2L3E-AB	1I2E-DD-PI	XW7E-AA	FO1170	
4.6 / 281	V8	03-02	6	F-Series Trucks, SOHC, 16 Valves, FI, Naturally Aspirated, Gas, P.I. Heads. T/C & Oil Pan Installed, SUPER CREW CAB ONLY. WINDSOR PLANT, w/ Flexplate(6 or 8 Bolt), T/C Cast #2L3E-6C086-AB	XL3E, 2L1E, 2L3E	F75E-CE	FO1175	
4.6 / 281	V8	03-02	W	Explorer, SOHC, 16 Valves, FI, Naturally Aspirated, Gas, 6 Bolt Flywheel, Romeo Plant, Timing Cover & Oil Pan Installed, T/C Cast: 2L1E-AD/DC/DE, 1L2E-AE	1L2E-6090-D24D, 1L2E-AB-PI	1I2E-BP, 3L2E-6015-CC	FO1180	
4.6 / 281	V8	02-96	9	Crown Victoria, SOHC, 16 Valves, FI, Naturally Aspirated, CNG, TIMING COVER AND OIL PAN INSTALLED	A22E, F5AE-B22A	F7AE, XW7E-AA	FO1185	
4.6 / 281	V8	02-01	6	F-Series Trucks, SOHC, 16 Valves, FI, Naturally Aspirated, Gas, TEMP SENSOR UNDER #5 INTK PORT, 8 BOLT FLYWHEEL, T/C Cast #2L3E-AB, VIN 6	1L2E, 2L3E, XL3E-C20D-PI	F75E	FO1190	
4.6 / 281	V8	01	X	Mustang, SOHC, 16 Valves, FI, Naturally Aspirated, Gas, Front Cover Cast # F65E or 2L3E, 6 Bolt Flywheel, T/C & Oil Pan Installed	1I2E-D24D	YI3E-AA	FO1195	
4.6 / 281	V8	01	W	E-Series Vans, SOHC, 16 Valves, FI, Naturally Aspirated, Gas, Front Cover Cast # F65E or 2L3E, 6 Bolt Flywheel, T/C & Oil Pan Installed	1I2E-D24D	XW7E-AA	FO1200	
4.6 / 281	V8	01	W	Crown Victoria, Grand Marquis, SOHC, 16 Valves & 24 Valves, FI, Naturally Aspirated, Gas, 6 Bolt Flywheel, Romeo Plant, Timing Cover & Oil Pan Installed, T/C Cast #XR3E-6C086-BB	RF-1L2E-D24D	XW7E-6015-AA	FO1205	
4.6 / 281	V8	01	W	Expedition, F-Series Trucks, SOHC, 16 Valves, FI, Naturally Aspirated, Gas, 6 Bolt Flywheel, Romeo Plant, Timing Cover & Oil Pan Installed, VIN W	1L2E-D24D	XW7E-AA	FO1210	
4.6 / 281	V8	00-99	W	E-Series Vans, SOHC, 16 Valves, FI, Naturally Aspirated, Gas, Front Cover Cast #F65E-6C086AB, 6 Bolt Flywheel, Romeo Plant, T/C & Oil Pan Installed	F5AE	F7AE	FO1215	
4.6 / 281	V8	00	X	Mustang, SOHC, 16 Valves, FI, Naturally Aspirated, Gas, 8 Bolt Flywheel, Temp Sensor Under #1 Intake Port, Windsor Engine 'W' Cast in Block, T/C & O/P Installed, 14 Bolt V/C, T/C Cast #XR3E-6C086-BD, 2W7E, 6W7E	1L2E-6090-D24D, 1L3EC20D-PI, 2L3E, XL3E	F75E-6015-CA/CE	FO1220	
4.6 / 281	V8	00-97	W	E-Series Vans, Expedition, F-Series Trucks, SOHC, 16 Valves, FI, Naturally Aspirated, Gas, 6 Bolt Flywheel, Romeo Plant & Engine Broadcast Code 0G846AA, 6 BOLT FLYWHEEL & Timing Cover & Oil Pan Installed, ROMEO PLANT	F5AE-B22A	F6AE, F7AE, XW7E	FO1225	
4.6 / 281	V8	00	W	Crown Victoria, Grand Marquis, SOHC, 16 Valves & 24 Valves, FI, Naturally Aspirated, Gas, Front Cover Cast #XR3E-6C086BB, 6 Bolt Flywheel, T/C & Oil Pan Installed	A22A, F5AE-B22A	F7AE, XW7E-AA	FO1230	
4.6 / 281	V8	00-99	6	Expedition, SOHC, 16 Valves, FI, Naturally Aspirated, Gas, P.I. Heads. T/C & Oil Pan Installed, 8 Bolt Flywheel, Temp Sensor Under #5 Intk Port	X13E-C20D-PI	F75E	FO1235	
4.6 / 281	V8	00-97	W	E-Series Vans, Expedition, F-Series Trucks, SOHC, 16 Valves, FI, Naturally Aspirated, Gas, T/C Cast #F65E-6C086-AB, 11 V/C Bolts, Timing Cover & Oil Pan Installed	F5AE, F5AE-B22A	F6AE, F7AE, XW7E	FO1240	
4.6 / 281	V8	99-97	6	F-Series Trucks, SOHC, 16 Valves, FI, Naturally Aspirated, Gas, Front Cover Cast #F65E-6C086AB, 6 Bolt Flywheel, Windsor Plant, T/C & Oil Pan Installed, Man Trans	F65E, F75E	F65E, F75E	FO1245	
4.6 / 281	V8	99-97	6	Expedition, F-Series Trucks, SOHC, 16 Valves, FI, Naturally Aspirated, Gas, Front Cover Cast #F65E-6C086AB, 6 Bolt Flywheel, Windsor Plant, T/C & Oil Pan Installed, Auto Trans	F65E, F75E	F65E, F75E	FO1250	
4.6 / 281	V8	99-96	W	Crown Victoria, Grand Marquis, Thunderbird, SOHC, 16 Valves & 24 Valves, FI, Naturally Aspirated, Gas, Front Cover Cast #F6AE-6D080BC, F7AE, F7ZE, F8ZE, 6 Bolt Flywheel, Romeo Plant, T/C & Oil Pan Installed	F5AE-A22B/E	F65E, F6VE, F7VE	FO1255	
4.6 / 281	V8	99	X	Mustang, SOHC, 16 Valves, FI, Naturally Aspirated, Gas, 8 Bolt Flywheel, Temp Sensor Under #1 Intake Port, Windsor Engine 'W' Cast in Block, T/C & O/P Installed, 14 Bolt V/C, T/C Cast #XR3E	2L3E, XL3E, XL3E-C20D-PI	F65E, F75E	FO1260	
4.6 / 281	V8	99-97	6	Expedition, F-Series Trucks, SOHC, 16 Valves, FI, Naturally Aspirated, Gas, T/C Cast #F65E-6C086-AB, With Flexplate	F65E, F75E	F65E, F75E	FO1265	
4.6 / 281	V8	98-96	X	Mustang, SOHC, 16 Valves, FI, Naturally Aspirated, Gas, Front Cover Cast #F6AE-6D080BC, 6 Bolt Flywheel, Romeo Plant, T/C & Oil Pan Installed	F5AE	F65E, F6VE, F7VE	FO1270	
4.6 / 281	V8	98-97	6	E-Series Vans, SOHC, 16 Valves, FI, Naturally Aspirated, Gas, Front Cover Cast #F65E-6C086AB, 6 Bolt Flywheel, Windsor Plant, T/C & Oil Pan Installed, Auto Trans	F65E, F75E	F65E, F75E	FO1275	
4.6 / 281	V8	97-96	W	Thunderbird, SOHC, 16 Valves, FI, Naturally Aspirated, Gas, Front Cover Cast #F6AE-6D080BC, 6 Bolt Flywheel, T/C & Oil Pan Installed	F5AE	F65E, F6VE, F7VE	FO1280	
4.6 / 281	V8	96	6	Crown Victoria, SOHC, 16 Valves, FI, Naturally Aspirated, Gas, Flexplate, Timing Cover & Oil Pan Installed, Knock Sensor in Valley	F65E, F75E	F65E, F75E	FO1285	



## ENGINE LONG BLOCK

LITER / CID	CYL	YEAR	VIN	DESCRIPTION	HEAD CAST #	BLOCK CAST #	ENGINE PART #
<b>FORD [continued]</b>							
4.6 / 281	V8	95	W	Crown Victoria, Grand Marquis, SOHC, 16 Valves & 24 Valves, FI, Naturally Aspirated, Gas, Front Cover Cast #F3AE-6D080-AB, T/C & Oil Pan Installed	F4AE, F5AE	F4VE-AA	FO1290
4.6 / 281	V8	95-94	W	Thunderbird, SOHC, 16 Valves, FI, Naturally Aspirated, Gas, Front Cover Cast #F3AE-6D080-AB, T/C & Oil Pan Installed	F4AE, F5AE	F4VE-AA	FO1295
4.6 / 281	V8	94-92	W	Crown Victoria, SOHC, FI, Naturally Aspirated, Gas, Belt Tensioner Mounts to T/C, Timing Cover & Oil Pan Installed	F1AE, F4	F2VE-AA, BJ, F4	FO1300
4.6 / 281	V8	92	W	Crown Victoria, SOHC, 16 Valves, FI, Naturally Aspirated, Gas, Timing Cover & Oil Pan Installed, T/C Cast #F1AE, F2AE-6D080-AA, thru 2/18/92	F1AE-6090-A22A, F1AE-6090-A22B, F4AE	F1AE-6015-AM	FO1305
4.6 / 281	V8	92	W	Crown Victoria, SOHC, 16 Valves, FI, Naturally Aspirated, Gas, Short Reach Spark Plugs, No Fan Belt Tensioner on T/C After 11/91-93, Timing Cover & Oil Pan Installed	F1AE-H24C, F4	F2VE-BD	FO1310
4.7 / 289	V8	68-65	A, C, D, K, N	Bronco (Full-Size), Country Sedan, Country Squire, Custom 500, Fairlane, Falcon, Falcon Sedan Delivery, Galaxie, Galaxie 500, LTD, Mustang, Ranch Wagon, Ranchero, Torino, OHV, 16 Valves, Carb, Naturally Aspirated, Gas, 6 Bolt Bellhousing & IF 1965, MAKE SURE IT HAS 6 BOLT BELLHOUSING, NO SMOG, NO SMOG	C5AE-B, C6AE-G, C70E-D, C8	C5AE, C50E, C6AE	FO1315
4.7 / 289	V8	68-66		Bronco (Full-Size), Country Sedan, Country Squire, Custom 500, Fairlane, Falcon, Galaxie, LTD, Mustang, Ranch Wagon, Ranchero, Torino, OHV, 16 Valves, Carb, Naturally Aspirated, Gas, SMOG Holes in Head Above Exhaust, 6 Bolt Bellhousing, If Block Cast #C40E-E is Not 289 CID	C5AE-B, C6AE-G, C70E-D, C8	C5AE, C50E, C6AE	FO1320
4.7 / 289	V8	68-66		Bronco (Full-Size), Country Sedan, Country Squire, Custom 500, Fairlane, Falcon, Galaxie, LTD, Mustang, Ranch Wagon, Ranchero, Torino, OHV, 16 Valves, Carb, Naturally Aspirated, Gas, 1 SMOG Hole on Exhaust Side of Heads, 6 Bolt Bellhousing	C5AE-B, C6AE-G, C70E-D, C8	C5AE, C50E, C6AE	FO1325
4.7 / 289	V8	65-64		Country Sedan, Country Squire, Fairlane, Falcon, Galaxie, LTD, Mustang, Ranch Wagon, OHV, 16 Valves, Carb, Naturally Aspirated, Gas, 5 BOLT BELHOUSING	C3, C4, C5	C3AE, C5AE-E, C40E-B	FO1330
4.9 / 300	L6	97-87	Y	Bronco (Full-Size), E-Series Vans, F-Series Trucks, OHV, 12 Valves, FI, Naturally Aspirated, Gas, HDE: (High Durability Engine), Knock Sensor in Block, SMOG Holes Over Each Exhaust Port	E5TE-AB, E7TE-PA	E7TE-CA, E7TE-EA, High Durability Build	FO1335
4.9 / 300	L6	96-87	Y	Bronco (Full-Size), E-Series Vans, F-Series Trucks, OHV, 12 Valves, FI, Naturally Aspirated, Gas, Non Roller Cam, 6 SMOG Holes Over Each Exhaust, Knock Sensor Hole in Block	E5TE-VA, E6TE-VA, E7TE-DC	E7TE, E5TE, F2TE	FO1340
4.9 / 300	L6	96-87	Y	Bronco (Full-Size), E-Series Vans, F-Series Trucks, OHV, 12 Valves, FI, Naturally Aspirated, Gas, Non Roller Cam, No SMOG Holes Over Exhaust Ports, Knock Sensor Hole in Block	E6TE-VA, E7TE-DC	E7TE-A, DB	FO1345
4.9 / 300	L6	96-95	Z	F-Series Trucks, OHV, 12 Valves, FI, Naturally Aspirated, Bi-Fuel	E5TE-VA, E6TE-VA, E7TE-DC	E7TE-PA/DB/VA, F2TE, FOTE	FO1350
4.9 / 300	L6	96-87	Y	Bronco (Full-Size), E-Series Vans, F-Series Trucks, OHV, 12 Valves, FI, Naturally Aspirated, Gas, HDE: (High Durability Engine), Knock Sensor in Block, No SMOG Holes in Head	E6TE-VA, E7TE-DC	E7TE-A, DB, High Durability Build	FO1355
4.9 / 300	L6	96-87	Y	Bronco (Full-Size), E-Series Vans, F-Series Trucks, OHV, 12 Valves, FI, Naturally Aspirated, Gas, Non Roller Cam, 6 SMOG Holes Over Each Exhaust Port, Knock Sensor Hole In Block, Includes Tinware	E6TE-VA, E7TE-DC	E7TE, E5TE, F2TE	FO1360
4.9 / 300	L6	86-85	Y	Bronco (Full-Size), E-Series Vans, F-Series Trucks, OHV, 12 Valves, Carb, Naturally Aspirated, Gas, 6 SMOG Holes Each Head (Over Exhaust Ports), Bolt Down Rockers	D2TE-AA, D4TE-MA, E6TE-VA/D	E1TE-AA, E5TE-MA, D5TE-AA	FO1365
4.9 / 300	L6	86-85	Y	Bronco (Full-Size), E-Series Vans, F-Series Trucks, OHV, 12 Valves, Carb, Naturally Aspirated, Gas, NO SMOG IN HEAD, BOLT ON ROCKERS, WITH HOLE FOR FUEL PUMP	D2TE-AA, D4TE-MA, E6TE-VA/D	E1TE-AA, E5TE-AA, D5TE-AA	FO1370
4.9 / 300	L6	85-82	9	E-Series Vans, F-Series Trucks, OHV, 12 Valves, Carb, Naturally Aspirated, LPG, No SMOG, Bolt Down Rockers	E4TE-AA	E1TE-AA, E5TE-MA, D5TE-AA	FO1375
4.9 / 300	L6	85-82	9	E-Series Vans, F-Series Trucks, OHV, 12 Valves, Carb, Naturally Aspirated, LPG, Standard Bore, No SMOG, Bolt Down Rockers, Screw-in or Press-in Dipstick	E4TE-AA	E1TE-AA, E5TE-MA, D5TE-AA	FO1380
4.9 / 300	L6	85-82	9	E-Series Vans, F-Series Trucks, OHV, 12 Valves, Carb, Naturally Aspirated, LPG, No Smog Holes	C8TE-J, D2TE-BA, E4TE-AA	D5TE-AA, E1TE-AA	FO1385
4.9 / 300	L6	85-82	9	E-Series Vans, F-Series Trucks, OHV, 12 Valves, Carb, Naturally Aspirated, LPG, Includes T/C, V/C & Center Sump Oil Pan, No SMOG	E4TE-AA	E1TE-AA, E5TE-MA, D5TE-AA	FO1390
4.9 / 300	L6	84-81	B, E, Y	Bronco (Full-Size), E-Series Vans, F-Series Trucks, OHV, 12 Valves, Carb, Naturally Aspirated, Gas, Non Roller Cam, No SMOG Holes Over Exhaust Ports, Dipstick in Block Behind Oil Filter	D2TE, E4TE-AA	E1TE-AA	FO1395
4.9 / 300	L6	84-81	B, E, Y	Bronco (Full-Size), E-Series Vans, F-Series Trucks, OHV, 12 Valves, Carb, Naturally Aspirated, Gas, Non Roller Cam, SMOG Holes Over Exhaust Ports, Dipstick in Block Behind Oil Filter	D2TE, E4TE-AA	E1TE-AA	FO1400
4.9 / 300	L6	80-65	B, E	Bronco (Full-Size), E-Series Vans, F-Series Trucks, P-350, P-400, P-500, OHV, 12 Valves, Carb, Naturally Aspirated, Gas, Non Roller Cam, No SMOG Holes Over Exhaust Ports, Dipstick in Pan or in Block in Front of Oil Filter	C8TE-J, D2TE-BA	D5TE-AA, E1TE-AA	FO1405




## ENGINE LONG BLOCK

LITER / CID	CYL	YEAR	VIN	DESCRIPTION	HEAD CAST #	BLOCK CAST #	ENGINE PART #
<b>FORD [continued]</b>							
4.9 / 300	L6	80-65	B, E	Bronco (Full-Size), E-Series Vans, F-Series Trucks, P-350, P-400, P-500, OHV, 12 Valves, Carb, Naturally Aspirated, Gas, Non Roller Cam & Non-Roller Cam, SMOG Holes Over Each Exhaust Port, Dipstick in Pan or in Block in Front of Oil Filter	C8TE-J, D2TE-BA	D5TE-AA, E1TE-AA	FO1410
4.9 / 300	L6	80-65	B, E	Bronco (Full-Size), E-Series Vans, F-Series Trucks, P-350, P-400, P-500, OHV, 12 Valves, Carb, Naturally Aspirated, Gas, Non-Roller Cam, Oil Pan & T/C Installed & Oil Pan & T/C Installed - No V/C, Non Roller Cam & Replacement 300 CID Engine, Oil Pan & T/C Installed - No V/C, No SMOG Holes Over Exhaust Ports & Non-Roller Cam, No SMOG Holes Over Exhaust Ports, Dipstick in Pan or in Block in Front of Oil Filter	C8TE-J, D2TE-BA	D5TE-AA, E1TE-AA	FO1415
5.0 / 302	V8	13-11	F	F-Series Trucks, DOHC, 32 Valves, FI, Naturally Aspirated, Flex, 4 V.V.T., 4 Cam Sensors End of Heads, Broadcast 1A340AA, BA340AA	BR3E-6090-CE/CD, BR3E-6C064-CE/CD	BR3E-6015-HD	FO1420
5.0 / 302	V8	01-96	P	Explorer, OHV, 16 Valves, FI, Naturally Aspirated, Gas, Roller Cam & Roller Cam, From 12/96, Knock Sensor in Block, Firing Order 13726548, Has 'GTP' Cast by # 1 Plug	F77E-AA	F1SE	FO1425
5.0 / 302	V8	97-96	P	Explorer, OHV, 16 Valves, FI, Naturally Aspirated, Gas, Roller Cam, Thru 11/96, Knock Sensor in Block, Firing Order 13726548, Has 'GT' Cast by # 1 Plug	F1ZE-AA, F3ZE-AA, GT	F1SE	FO1430
5.0 / 302	V8	97-94	N	Bronco (Full-Size), E-Series Vans, F-Series Trucks, OHV, 16 Valves, FI, Naturally Aspirated, Gas, H.D.E. (HIGH DURABILITY ENGINE) & HDE: (High Durability Engine), ROLLER CAM CAST #TE (WINDSR FIR ORDR) & Roller Cam Cast #TE (Windsor Fire Order), KNOCK SENSOR IN BLOCK & Knock Sensor in Block, SMOG HOLES IN REAR OF HEADS, SMOG HOLES IN REAR OF HEADS	ESTE, E7TE	E7TE, F1SE, High Durability Build	FO1435
5.0 / 302	V8	96-94	N	Bronco (Full-Size), E-Series Vans, F-Series Trucks, OHV, 16 Valves, FI, Naturally Aspirated, Gas, Roller Cam, Windsor Firing Order, SMOG HOLES IN REAR OF HEADS, KNOCK SENSOR HOLE IN BLOCK	ESTE, E7TE	E7TE, F1SE	FO1440
5.0 / 302	V8	96-94	N	Bronco (Full-Size), E-Series Vans, F-Series Trucks, OHV, 16 Valves, FI, Naturally Aspirated, Gas, Roller Cam, Windsor Firing Order & Roller Cam, Windsor Firing Prder, Smog in Rear of Heads, Knock Sensor Mounts in Block, Oil Pan & T/C Installed, No V/C	ESTE, E7TE	E7TE, F1SE	FO1445
5.0 / 302	V8	95-87	E, T	Mustang, Thunderbird, OHV, 16 Valves, FI, Naturally Aspirated, Gas, H.O. Windsor Firing Order, ROLLER CAM, KNOCK SENSOR IN REAR OF BLOCK	ESTE, E6SE, E7TE-AA	F1SE-BB	FO1450
5.0 / 302	V8	95-93	D	Mustang, OHV, 16 Valves, FI, Naturally Aspirated, Gas, ROLLER CAM F3ZZ-A, KNOCK SENSOR IN BLOCK	F1ZE-AA, F2PE-BA, F3AEEA	F1SE-BB	FO1455
5.0 / 302	V8	95-82	M, T	Mustang, Thunderbird, OHV, 16 Valves, Carb & FI, Naturally Aspirated, Gas, High Performance Version, 306 HP/ 336 Ft Trq, Fox Body Pan, Windsor Firing Order, See Warranty Details for Complete Terms & Conditions. Performance Engines May Need Upgraded Components Such As: Cooling, Exhaust, Fuel Delivery, Ignition, etc., Not Legal for Pollution Controlled Vehicles. Computer Controlled Vehicles May Need Updated Chi	1.46 Exhaust, 300HP/336Trq, 9.0:1 Comp, Cast iron Heads 1.77 Intake	F1SE, High Performance Build	FO1460
5.0 / 302	V8	95-82	D, E, F, M, T	Mustang, Thunderbird, OHV, 16 Valves, Carb & FI, Naturally Aspirated, Gas, Drop-In High Performance Version, Review Oil Pan Config when Ordering, 300 HP/336 Tq, 9.5:1 Hypertec Pistons, Edlebrock Alum Heads, 220/224 @050 dur, .512/.512 lift Roller Camshaft, Complete Carb to Pan, Fox Body Pan, Windsor Firing Order, See Warranty Details for Complete Terms & Conditions. Performance Engines May Need Upgraded Components Such As: Cooling, Exhaust, Fuel Delivery, Ignition, etc., Not Legal for Pollution Controlled Vehicles. Computer Controlled Vehicles May Need Updated Chi		F1SE, Drop-In High Performance Build	FO1465
5.0 / 302	V8	95-82	D, E, F, M, T	Mustang, Thunderbird, OHV, 16 Valves, Carb & FI, Naturally Aspirated, Gas, Mid-Dress High Performance Build, Review Oil Pan Config when Ordering, 306 HP/ 336 Ft Trq, W/P, Dist., Intake Manifold Installed, Fox Body Pan, Windsor Firing Order, See Warranty Details for Complete Terms & Conditions. Performance Engines May Need Upgraded Components Such As: Cooling, Exhaust, Fuel Delivery, Ignition, etc., Not Legal for Pollution Controlled Vehicles. Computer Controlled Vehicles May Need Updated Chi	1.46 Exhaust, 300HP/336Trq, 9.0:1 Comp, Cast iron Heads 1.77 Intake	F1SE, High Performance Mid-Dress Build	FO1470
5.0 / 302	V8	93-92	N	Bronco (Full-Size), E-Series Vans, F-Series Trucks, OHV, 16 Valves, FI, Naturally Aspirated, Gas, With Roller Cam, SMOG Holes in Rear of Heads, Knock Sensor Mounts in Block	ESTE, E6TE, E7TE-PA	E7TE-CA, F1SE	FO1475
5.0 / 302	V8	93-92	N	Bronco (Full-Size), E-Series Vans, F-Series Trucks, OHV, 16 Valves, FI, Naturally Aspirated, Gas, HDE: (High Durability Engine), Roller Cam, Knock Sensor in Block, SMOG Holes in Rear of Heads	ESTE, E6TE, E7TE-PA	E7TE-CA, F1SE, High Durability Build	FO1480
5.0 / 302	V8	93-92	N	Bronco (Full-Size), E-Series Vans, F-Series Trucks, OHV, 16 Valves, FI, Naturally Aspirated, Gas, Roller Cam With Timing Cover & Oil Pan, No Valve Covers, SMOG HOLES IN REAR OF HEADS, KNOCK SENSOR HOLE IN BLOCK	ESTE, E6TE, E7TE-PA	E7TE-CA, F1SE	FO1485
5.0 / 302	V8	91-86	F	Country Squire, LTD, LTD Crown Victoria, Thunderbird, OHV, 16 Valves, FI, Naturally Aspirated, Gas, NOT H.O., ROLLER CAM, 3/4 LONG REACH PLUGS, 1991 ALSO SEE PART #DFH2	E6SE	E7TE-CA, E7TE-EA	FO1490
5.0 / 302	V8	91-87	N	Bronco (Full-Size), E-Series Vans, F-Series Trucks, OHV, 16 Valves, FI, Naturally Aspirated, Gas, Non-Roller Cam, Firing Order 15426378, Block Prepared for Knock Sensor at Rear	ESTE-AB, E7TE-PA	E7TE-CA, E7TE-EA	FO1495

If you do not see your application make sure to call us as we constantly add new SKUs.






## ENGINE LONG BLOCK

LITER / CID	CYL	YEAR	VIN	DESCRIPTION	HEAD CAST #	BLOCK CAST #	ENGINE PART #
<b>FORD [continued]</b>							
5.0 / 302	V8	91-87	N	Bronco (Full-Size), E-Series Vans, F-Series Trucks, OHV, 16 Valves, FI, Naturally Aspirated, Gas, HDE: (High Durability Engine), Non-Roller Cam, Dipstick in Block & Non-Roller Cam, Knock Sensor in Block, SMOG Holes in Rear of Heads	E5TE-AB, E7TE-PA	E7TE-CA, E7TE-EA, High Durability Build	FO1500
5.0 / 302	V8	91-87	N	Bronco (Full-Size), E-Series Vans, F-Series Trucks, OHV, 16 Valves, FI, Naturally Aspirated, Gas, Tinware Installed w/Chrome Valve Covers that may differ from OEM, w/ Knock Sensor, Non-Roller Cam	E5TE-AB, E7TE-PA	E7TE-CA, E7TE-EA	FO1505
5.0 / 302	V8	86-80	F, N	Bronco (Full-Size), E-Series Vans, F-Series Trucks, Granada, LTD, Mustang, Thunderbird, OHV, 16 Valves, Carb & FI, Naturally Aspirated, Gas, Non-Roller Cam, Not for H.O. Apps, SMOG in Rear of Heads, Firing Order 15426378	D80E, E5AE, E70E	E0AE, E0AE, E5AE, E6SE	FO1510
5.0 / 302	V8	86-84	M	LTD, Mustang, OHV, 16 Valves, Carb & FI, Naturally Aspirated, Gas, H.O., ROLLER CAM, THIS ENGINE HAS A 351W FIRING ORDER (13726548), IT SHOULD BE USED ONLY IN OE H.O. APPLICATIONS	D7TE-PA, E5AE-CA	E0AE-D3C, E7TE-CA	FO1515
5.0 / 302	V8	86-80	F, N	Bronco (Full-Size), LTD, Mustang, Thunderbird, OHV, 16 Valves, Carb & FI, Naturally Aspirated, Gas, Non Roller Cam, 3/8" Reach Spark Plugs, SMOG in Rear of Heads, Not for H.O. Applications	D80E, E5AE, E70E	E0AE, E6SE, E5AE	FO1520
5.0 / 302	V8	86-85	N	Bronco (Full-Size), E-Series Vans, F-Series Trucks, OHV, 16 Valves, FI, Naturally Aspirated, Gas, Includes Oil Pan, T/C & Chrome Valve Covers, 3/8" Reach Spark Plugs, 6 Intake Bolt Holes per Head, Smog in Rear of Heads		E0, E5, E6	FO1525
5.0 / 302	V8	85-84	M	LTD, Mustang, OHV, 16 Valves, Carb, Naturally Aspirated, Gas, H.O. Windsor Firing Order, NON ROLLER CAM	D80E-AB	E0AE-D3C, E5, E6SE	FO1530
5.0 / 302	V8	85-83	F	LTD, Mustang, Thunderbird, OHV, 16 Valves, FI, Naturally Aspirated, Gas, Includes Oil Pan, T/C & Chrome Valve Covers, IF 1980 CHECK CRANK CAST# 2MAE OR R1J ONLY!, 3/8 REACH PLUGS, SMOG IN REAR OF HEADS		E0, E5, E6	FO1535
5.0 / 302	V8	85-80	F	Bronco (Full-Size), E-Series Vans, F-Series Trucks, OHV, 16 Valves, Carb, Naturally Aspirated, Gas, Includes Oil Pan, T/C & Chrome Valve Covers, 3/8 Reach Spark Plugs, 6 Intake Bolts per Head, Smog Rear of Heads	D8, E5	E0AE, E5, E6	FO1540
5.0 / 302	V8	83-80	F	Granada, LTD, Mustang, Thunderbird, OHV, 16 Valves, Carb, Naturally Aspirated, Gas, Includes Oil Pan, T/C & Chrome Valve Covers, 1980 CHECK CRANK CAST# 2MAE OR R1J ONLY!, 3/8 REACH PLUGS, SMOG IN REAR OF HEADS	D8, E5	E0AE, E5, E6	FO1545
5.0 / 302	V8	80-76	F, G	Bronco (Full-Size), E-Series Vans, F-Series Trucks, Fairmont, Granada, LTD, LTD II, Maverick, Mustang, Mustang II, Rancho, Thunderbird, OHV, 16 Valves, Carb, Naturally Aspirated, Gas, Non Roller Cam, SMOG in Rear of Heads, Dipstick in Rear of Block	D50E-A3B	D4DE-AA, BA	FO1550
5.0 / 302	V8	80-75	F, G	Bronco (Full-Size), E-Series Vans, F-Series Trucks, LTD, P-350, OHV, 16 Valves, Carb, Naturally Aspirated, Gas, 1 SMOG Hole on Exhaust Side of Heads & Non-Roller Cam, Firing Order 15426378, Dipstick in Front & One SMOG Hole in Each Head on Exhaust Side, Dipstick in Front	D80E	D90E-E3A	FO1555
5.0 / 302	V8	80-77	F, G	Bronco (Full-Size), E-Series Vans, F-Series Trucks, OHV, 16 Valves, Carb, Naturally Aspirated, Gas, Includes Timing Cover, Oil Pan & Chrome Valve Covers, Non-Roller Cam, Smog in Rear of Heads, Dipstick in Rear of Block	D50E-A3B	D4DE-AA, D4DE-BA	FO1560
5.0 / 302	V8	80-75	F, G	E-Series Vans, F-Series Trucks, LTD, P-350, OHV, 16 Valves, Carb, Naturally Aspirated, Gas, Tinware Installed w/Chrome Valve Covers, 1 SMOG HOLES ON EACH HEAD ON EXHAUST MANIFOLD SIDE, DIPSTICK IN FRONT, Non-Roller Cam	D80E	D90E-E3A	FO1565
5.0 / 302	V8	79-75	F, G	Bronco (Full-Size), E-Series Vans, F-Series Trucks, Fairmont, Granada, LTD, LTD II, Maverick, Mustang, Mustang II, P-350, Rancho, Thunderbird, OHV, 16 Valves, Carb, Naturally Aspirated, Gas, Non Roller Cam, SMOG in Rear of Heads, Dipstick in Timing Cover	D50E-A3B, D70E, D80E, E5AE	D4DE-AA, D4DE-BA, D8VE-A3A, 75ZY	FO1570
5.0 / 302	V8	79-75	F, G	Bronco (Full-Size), E-Series Vans, F-Series Trucks, Fairmont, Granada, LTD, LTD II, Maverick, Mustang, Mustang II, P-350, Rancho, Thunderbird, OHV, 16 Valves, Carb, Naturally Aspirated, Gas, Non Roller Cam, SMOG in Rear of Heads, Dipstick in Timing Cover, Includes Tinware	D50E-A3B, D70E, D5AE, D80E	D4DE-AA/BA, D8VE-A3A, 75ZY	FO1575
5.0 / 302	V8	74-68	D, F, G, J	Bronco (Full-Size), Country Sedan, Country Squire, Custom, Custom 500, E-Series Vans, F-Series Trucks, Fairlane, Falcon, Galaxie 500, Gran Torino, LTD, Maverick, Mustang, P-350, Ranch Wagon, Rancho, Torino, OHV, 16 Valves, Carb, Naturally Aspirated, Gas, Retrofit Engine for Auto Trans, SMOG Plugged, Eccentric for Fuel Pump Installed, 3/4" Reach Spark Plug Holes, 50 oz. Balancer, Spark Plugs & 157 Tooth Flexplate Included, Roller Cam, Standard Firing Order	E6SE	E7TE-CA/EA	FO1580
5.0 / 302	V8	74-68	D, F, G, J	Bronco (Full-Size), Country Sedan, Country Squire, Custom, Custom 500, E-Series Vans, F-Series Trucks, Fairlane, Falcon, Galaxie 500, Gran Torino, LTD, Maverick, Mustang, P-350, Ranch Wagon, Rancho, Torino, OHV, 16 Valves, Carb, Naturally Aspirated, Gas, Manual Trans, Block Cast for Clutch Arm, No SMOG, Some Engines Equipped with Late Model Heads	C8AE, D3UE	C8TE-B, C8AE, C80E, D1, D2	FO1585
5.0 / 302	V8	74-68	D, F, G, J	Country Sedan, Country Squire, Custom 500, Fairlane, Falcon, Galaxie 500, LTD, Maverick, Mustang, Ranch Wagon, Rancho, Torino, OHV, 16 Valves, Carb, Naturally Aspirated, Gas, Includes Chrome Valve Covers, Timing Cover & Oil Pan, AUTO. TRANS ONLY, NO SMOG & AUTOMATIC TRANS ONLY, SOME ENGINES EQUIPPED WITH LATER TYPE CYLINDER HEADS	C8AE-J, D00E	C8TE-B, C8AE, D1MZ-AA, C80E	FO1590

If you do not see your application make sure to call us as we constantly add new SKUs.




ENGINE LONG BLOCK							
LITER / CID	CYL	YEAR	VIN	DESCRIPTION	HEAD CAST #	BLOCK CAST #	ENGINE PART #
<b>FORD [continued]</b>							
5.4 / 330	V8	16-08	L	E-Series Vans, SOHC, 16 Valves, FI, Naturally Aspirated, Flex & Gas, Left Cam Gear has 8 Trigger Teeth, Left Head has Extra Bosses for P/S, T/C Cast: 2L3E-6C086-BA (Not 2L3E-AB)	2L1E	2L1E	FO1595
5.4 / 330	V8	16-10	L	E-Series Vans, SOHC, 16 Valves, FI, Naturally Aspirated, CNG & LPG, Left Cam Gear has 8 Trigger Teeth, Left Head has Extra Bosses for P/S	2L1E	2L1E	FO1600
5.4 / 330	V8	14-07	5, V	Expedition, F-Series Trucks, Lobo, SOHC, 24 Valves, FI, Naturally Aspirated, Flex & Gas, 995, For 12mm Thread Spark Plugs - Brown Boot, Timing Cover cast #3L3E-GA/GD, 7L3E-AB/CA	3L3E, 9L3E	3L3E-EA	FO1605
5.4 / 330	V8	12-07	5, V	Expedition, F-Series Trucks, Lobo, SOHC, 24 Valves, FI, Naturally Aspirated, Flex & Gas, Timing Cover cast #3L3E-GA/GD, 7L3E-AB/CA w/2 Idler Mounts on Driver's Side, w/ Tinware, Solenoids & Spark Plugs, 12mm Spark Plugs - Brown Boot	3L3E, 9L3E	3L3E-EA	FO1610
5.4 / 330	V8	10-08	5	F-Series Trucks, SOHC, 24 Valves, Naturally Aspirated, Gas, For 12mm Thread Spark Plugs - Brown Boot, T/C Cast #5C3E, 3R2E, 5C3Z	3L3E, 9L3E-BA	3L3E-EA	FO1615
5.4 / 330	V8	10-08	5	F-Series Trucks, SOHC, 24 Valves, FI, Naturally Aspirated, Gas, w/ Tinware, Solenoids & Spark Plugs, 12mm Spark Plugs - Brown Boot, T/C Cast #5C3E-BA, 3R2E-CA, 5C3Z	3L3E, 9L3E-BA	3L3E-EA	FO1620
5.4 / 330	V8	08-02	L	E-Series Vans, SOHC, 16 Valves, FI, Naturally Aspirated, Gas, 02-07 ECONOLINE (E SERIES VANS). FOR CNG (VIN M), USE DFCT & P.I. Heads & P.I. Heads, T/C & Oil Pan Installed, Left Cam Gear has 1 Trigger Tooth & T/C & Oil Pan Installed	2L1E, 2L3E, XL3E	2L1E	FO1625
5.4 / 330	V8	08-04	5, V	Expedition, F-Series Trucks, Lobo, SOHC, 24 Valves, FI, Naturally Aspirated, Flex & Gas, For 16mm Spark Plugs - Black Boots, Timing Cover cast #3L3E-GA/GD, 7L3E-AB/CA	3L3E-KB/XB/KE, 3L3E-KB/XB/KE/KD	3L3E-EA	FO1630
5.4 / 330	V8	08-05	5	F-Series Trucks, SOHC, 16 Valves & 24 Valves, FI, Naturally Aspirated, Gas, For 16mm Spark Plugs - Black Boots & TIMING COVER CAST # 5C3E-6C086-BA, 16mm Sprk Plgs - Black Boot & T/C Cast #5C3E-BA, 3R2E-CA	3L3E-KE	RF-3I3E	FO1635
5.4 / 330	V8	08-02	L	E-Series Vans, SOHC, 16 Valves, FI, Naturally Aspirated, Gas, T/C Cast #2L3E-BA, Rear Sump Oil Pan	2L1E, 2L3E, XL3E	2L1E	FO1640
5.4 / 330	V8	08-05	5	F-Series Trucks, SOHC, 24 Valves, FI, Naturally Aspirated, Gas, w/ Tinware, Solenoids & Spark Plugs, 16mm Spark Plugs - Black Boot, w/V.V.T., 3 Valves per Cylinder, Timing Cover cast #5C3E-BA, 3R2E-CA	3L3E-KE	3L3E-EA	FO1645
5.4 / 330	V8	07-04	5, V	Expedition, F-Series Trucks, SOHC, 24 Valves, FI, Naturally Aspirated, Flex & Gas, w/ Tinware, Solenoids & Spark Plugs, 16mm Spark Plugs - Black Boot, Timing Cover cast #3L3E-GA/GD 7L3E-AB/CA w/V V T 3 Valves per Cylinder	3L3E-KB/XB/KE	3L3E-EA	FO1650
5.4 / 330	V8	05-02	L	Excursion, F-Series Trucks, SOHC, 16 Valves, FI, Naturally Aspirated, Gas, T/C & Oil Pan Installed	2L1E, 2L3E, XL3E	2L1E-6015-AD	FO1655
5.4 / 330	V8	05-02	M	E-Series Vans, SOHC, 16 Valves, FI, Naturally Aspirated, CNG, T/C & Oil Pan Installed, T/C Cast: 2L3E-BA (Not 2L3E-AB)	2I1E-6090-DA, PI	2I1E-6015-AD	FO1660
5.4 / 330	V8	05-02	L	E-Series Vans, Excursion, Expedition, F-Series Trucks, Lobo, SOHC, 16 Valves, FI, Naturally Aspirated, Gas, No Oil Pan, P.I. Heads & No Oil Pan, PI Heads, T/C Installed Cast #2L3E-6C086-BA	2L1E-6090-C20B	2L1E-6015-A3C	FO1665
5.4 / 330	V8	05-02	L	Excursion, F-Series Trucks, SOHC, 16 Valves, FI, Naturally Aspirated, Gas, T/C Cast #2L1E-BA, Deep Step Oil Pan	2L1E, 2L3E, XL3E	2L1E-6015-AD	FO1670
5.4 / 330	V8	04-02	M	F-Series Trucks, SOHC, 16 Valves, FI, Naturally Aspirated, CNG, TIMING COVER AND OIL PAN INSTALLED	2I1E-6090-DA, PI	2I1E-6015-AD	FO1675
5.4 / 330	V8	04-02	Z	F-Series Trucks, SOHC, 16 Valves, FI, Naturally Aspirated, Bi-Fuel, Includes Timing Cover & Oil Pan, T/C Cast #: 2L3E-6C086-BA (Not 2L3E-AB)	2L1E-6090-C20B/DA, 2L1E-6090-C20C/DA	2L1E-6015-AD/A3C	FO1680
5.4 / 330	V8	04-03	L	Expedition, SOHC, 16 Valves, FI, Naturally Aspirated, Gas, T/C Cast #2L1E-6C086-CB	2L1E, 2L1E (w/P/S Hole), 2L3E	2L1E-AD, 3L3E-EA	FO1685
5.4 / 330	V8	04-02	3	F-Series Trucks, Lobo, SOHC, 16 Valves, FI, Supercharged, Gas, P.I. Heads, T/C & Oil Pan Installed	2L1E, 2L1E-C20C	F75E-AC	FO1690
5.4 / 330	V8	03-02	Z	F-Series Trucks, SOHC, 16 Valves, FI, Naturally Aspirated, Bi-Fuel, TIMING COVER AND OIL PAN INSTALLED	2I1E-6090-DA, PI	2I1E-6015-AD	FO1695
5.4 / 330	V8	03-02	L	Expedition, F-Series Trucks, SOHC, 16 Valves, FI, Naturally Aspirated, Gas, NOT FOR SUPER DUTY & TIMING COVER AND OIL PAN INSTALLED, TIMING COVER AND OIL PAN INSTALLED	2L1E-6090-C20B	2L1E-6015-A3C	FO1700
5.4 / 330	V8	03-02	L	Expedition, F-Series Trucks, SOHC, 16 Valves, FI, Naturally Aspirated, Gas, Not for Super Duty, T/C Cast #2L3E-BA, T/C & Deep Rear Sump Oil Pan Installed	2L1E, 2L3E, XL3E	2L1E-6015-A3E	FO1705
5.4 / 330	V8	01-00	L	Excursion, F-Series Trucks, SOHC, 16 Valves, FI, Naturally Aspirated, Gas, P.I. Heads, T/C & Oil Pan Installed	XI3E-6090-2CDD-PI	F75E-6015-AG	FO1710
5.4 / 330	V8	01-99	L	E-Series Vans, SOHC, 16 Valves, FI, Naturally Aspirated, Gas, 99-01 ECONOLINE (E SERIES VANS). FOR CNG (2000-01 VIN M), USE DFY5 & P.I. Heads, T/C & Oil Pan Installed	XI3E-6090-2CDD-PI	F75E-6015-AG	FO1715
5.4 / 330	V8	01-99	L	E-Series Vans, Excursion, Expedition, F-Series Trucks, SOHC, 16 Valves, FI, Naturally Aspirated, Gas, No Oil Pan, PI Heads, T/C Installed Cast #F85E, F6TE, F7TE	2L1E, 2L3E, XL3E-2CDD-PI	F75E-6015-AG	FO1720



## ENGINE LONG BLOCK


LITER / CID	CYL	YEAR	VIN	DESCRIPTION	HEAD CAST #	BLOCK CAST #	ENGINE PART #
<b>FORD [continued]</b>							
5.4 / 330	V8	01-99	3	F-Series Trucks, SOHC, 16 Valves, FI, Supercharged, Gas, P.I. Heads, T/C & Oil Pan Installed	2L1E, XL3E - XL3E	F75E-AG, 2L1E-A3C	FO1725
5.4 / 330	V8	01-00	M	E-Series Vans, SOHC, 16 Valves, FI, Naturally Aspirated, CNG, TIMING COVER AND OIL PAN INSTALLED, ENG. CODES OG-616, 1G-616			FO1730
5.4 / 330	V8	01-99	L	Expedition, F-Series Trucks, SOHC, 16 Valves, FI, Naturally Aspirated, Gas, P.I. Head, NOT FOR SUPER DUTY, T/C & Oil Pan Installed	XL3E-C20D-PI	F75E-AG	FO1735
5.4 / 330	V8	01-99	L	E-Series Vans, SOHC, 16 Valves, FI, Naturally Aspirated, Gas, T/C Cast #F85E, F6TE, F7TE, Rear Sump Oil Pan	2L1E, 2L3E, XL3E	F75E	FO1740
5.4 / 330	V8	01-99	L	Expedition, F-Series Trucks, SOHC, 16 Valves, FI, Naturally Aspirated, Gas, Not for Super Duty, T/C Cast # F85E, F6TE, F7TE, T/C & Deep Rear Sump Oil Pan Installed	2L1E, 2L3E, XL3E	F75E-AG	FO1745
5.4 / 330	V8	99	L	F-Series Trucks, SOHC, FI, Naturally Aspirated, Gas, Non PI Heads, Timing Cover & Oil Pan Installed	F75E-C20A	F75E-AA	FO1750
5.4 / 330	V8	99-97	L	Club Wagon, E-Series Vans, SOHC, 16 Valves, FI, Naturally Aspirated, Gas, TIMING COVER & OIL PAN INSTALLED. FOR CNG (VIN M), SEE DFY4 & TIMING COVER AND OIL PAN INSTALLED	F75E-6090-C20A	F75E-6015-AF	FO1755
5.4 / 330	V8	99-97	L	Expedition, F-Series Trucks, SOHC, 16 Valves, FI, Naturally Aspirated, Gas, Non PI Heads, Timing Cover Installed	F65E, F75E, F75E-C20A	F75E-6015-AF, GA	FO1760
5.4 / 330	V8	99-97	M, Z	E-Series Vans, SOHC, 16 Valves, FI, Naturally Aspirated, Bi-Fuel & CNG, TIMING COVER AND OIL PAN INSTALLED, ENG. CODES 7G-616, 9G-6146, 8G-600-AA, 9G-600-AA	F75E, F75E-C20A	F75E-6015-AF	FO1765
5.4 / 330	V8	98-97	L	Expedition, F-Series Trucks, SOHC, 16 Valves, FI, Naturally Aspirated, Gas, TIMING COVER AND OIL PAN INSTALLED	F75E-6090-C20A	F75E-6015-AF	FO1770
5.4 / 330	V8	77-75		F-Series Trucks, OHV, 16 Valves, Carb, Naturally Aspirated, Gas, No Smog. Medium Duty With 1 3/8" Nose Crank	C4TE-D, C7TE, D1TE	C4AE, C4TE, C5AE, D3TE, D4TE	FO1775
5.4 / 330	V8	77-75		F-Series Trucks, OHV, 16 Valves, Carb, Naturally Aspirated, Gas, 1.75" Crank Snout, With SMOG	D4TE-D	C4TE-A, G	FO1780
5.8 / 351	V8	97-94	H	Bronco (Full-Size), Club Wagon, E-Series Vans, F-250 HD, F-Series Trucks, P-350, OHV, 16 Valves, FI, Naturally Aspirated, Gas, Dipstick in Block & Roller Cam, SMOG in Rear of Heads, Knock Sensor Hole in Block, Dipstick in Rear of Block	E7TE	F4TE-AA	FO1785
5.8 / 351	V8	97-95	H	Bronco (Full-Size), E-Series Vans, F-250 HD, F-Series Trucks, OHV, 16 Valves, FI, Naturally Aspirated, Gas, Dipstick in Block, Roller Cam, No Smog	E7TE	F4TE-AA	FO1790
5.8 / 351	V8	97-94	H	Bronco (Full-Size), E-Series Vans, F-250 HD, F-Series Trucks, OHV, 16 Valves, FI, Naturally Aspirated, Gas, HDE: (High Durability Engine), Roller Cam, Knock Sensor in Block, SMOG Holes in Rear of Heads, Dipstick in Block	E7TE	F4TE-AA, High Durability Build	FO1795
5.8 / 351	V8	95-93	R	F-Series Trucks, OHV, 16 Valves, FI, Naturally Aspirated, Gas, Dipstick in Block, Non-Roller Cam & Lightning; Non Roller Cam, Head Cast has 3 'bars' & 'GT' on end	F1ZZ-AA, F3ZA-AA	E3, E4, E9, F0, F4	FO1800
5.8 / 351	V8	93-88	G, H	Bronco (Full-Size), E-Series Vans, F-Series Trucks, LTD Crown Victoria, OHV, 16 Valves, Carb & FI, Naturally Aspirated, Gas, H.O., Dipstick in Block, Non-Roller Cam	E7TE-PA	E5AE, E9, F0, E4, F4	FO1805
5.8 / 351	V8	93-88	G, H	Bronco (Full-Size), E-Series Vans, F-Series Trucks, LTD Crown Victoria, OHV, 16 Valves, Carb & FI, Naturally Aspirated, Gas, HDE: (High Durability Engine), Non-Roller Cam, Dipstick in Block, SMOG Holes in Rear of Heads	E7TE-PA	E5AE, E9, F0, E4, F4, High Durability Build	FO1810
5.8 / 351	V8	93-88	H	Bronco (Full-Size), E-Series Vans, F-Series Trucks, OHV, 16 Valves, FI, Naturally Aspirated, Gas, H.O., Dipstick in Block, Non-Roller Cam & H.O., w/ Oil Pan & T/C, No Valve Covers, Dipstick in Block, Non-Roller Cam & With Tinware	E7TE-PA	E5AE, E9, F0, E4, F4	FO1815
5.8 / 351	V8	87-77	G, H	Bronco (Full-Size), Custom 500, E-Series Vans, F-Series Trucks, Granada, LTD, LTD Crown Victoria, LTD II, Rancho, Thunderbird, OHV, 16 Valves, Carb, Naturally Aspirated, Gas, Non Roller Cam & Windsor Engine, Non Roller Cam, SMOG in Rear of Heads, Not for H.O. Applications	D80E-AB, D90E	D9AE-ED	FO1820
5.8 / 351	V8	87-84	H	Bronco (Full-Size), E-Series Vans, F-Series Trucks, OHV, 16 Valves, Carb, Naturally Aspirated, Gas, H.O. & H.O. NON ROLLER CAM (NOTE: ALL H.O.'S HAVE 4 BARREL CARB, IF 2 BARREL IT IS NOT H.O. - USE DF15)	D7TE-PA, D80E-AB, E5AE-CA	E3AE-BA, E4AE-FA	FO1825
5.8 / 351	V8	86-85, 82-75	G, H	Bronco (Full-Size), Custom 500, Elite, F-Series Trucks, Gran Torino, LTD, LTD II, Rancho, Thunderbird, Torino, OHV, 16 Valves, Carb, Naturally Aspirated, Gas, SMOG, No Valley Pan Gasket, 8 Bolt Valve Cover, DF21 is Direct Interchange & Midland Style Engine, DF21 is Direct Interchange	D5AE-B2A	D4AE-A3A, D7TE-A2B, A3B	FO1830
5.8 / 351	V8	85-77	G, H	Bronco (Full-Size), Custom 500, E-Series Vans, F-Series Trucks, Granada, LTD, LTD II, Rancho, Thunderbird, OHV, 16 Valves, Carb, Naturally Aspirated, Gas, With Timing Cover & Chrome Valve Covers ONLY & With Valve Covers & Timing Cover ONLY!!, No Oil Pan, SMOG in Rear of Heads, 6 Bolt Each Side of Intake - Each Head	D80E-AB, D90E	D9AE-ED	FO1835
5.8 / 351	V8	82-75	G, H	Bronco (Full-Size), Custom 500, E-Series Vans, Elite, F-Series Trucks, Gran Torino, LTD, LTD II, Rancho, Thunderbird, Torino, OHV, 16 Valves, Carb, Naturally Aspirated, Gas, No SMOG, No Valley Pan Gasket, Midland Style Engine, DFE4 is Direct Interchange	D2AE-A3A	D4AE-B2A, D7TE-A2B, A3B	FO1840






## ENGINE LONG BLOCK

LITER / CID	CYL	YEAR	VIN	DESCRIPTION	HEAD CAST #	BLOCK CAST #	ENGINE PART #
<b>FORD [continued]</b>							
5.8 / 351	V8	80-75	G, H	Bronco (Full-Size), Custom 500, E-Series Vans, Elite, F-Series Trucks, Gran Torino, Granada, LTD, LTD II, Ranchero, Thunderbird, Torino, OHV, 16 Valves, Carb, Naturally Aspirated, Gas, WINDSOR, NO-SMOG, 6 BOLT INTAKE PER HEAD, FOR 8 BOLT INTAKE USE DF92!	D5AE	D4AE-AA8, D2AE-BA1	FO1845
5.8 / 351	V8	80-75	G, H	Bronco (Full-Size), Custom 500, E-Series Vans, Elite, F-Series Trucks, Gran Torino, Granada, LTD, LTD II, Ranchero, Thunderbird, Torino, OHV, 16 Valves, Carb, Naturally Aspirated, Gas, With Timing Cover & Chrome Valve Covers ONLY, No Oil Pan, No SMOG in Rear of Heads, 6 Bolt Each Side of Intake - Each Head	D5AE	D4AE-AA8, D2AE-BA1	FO1850
5.8 / 351	V8	79-77, 74-69	H, M	Country Sedan, Custom, Custom 500, Fairlane, Falcon, Galaxie 500, LTD, Mustang, Ranchero, Thunderbird, OHV, 16 Valves, Carb, Naturally Aspirated, Gas, Base High Performance Build, Review Oil Pan Config when Ordering, 385 HP/ 410 Tq, 9.8:1 Hypertic Pistons, Edlebrock Alum Heads 2.02in, 1.60ex Valves, 512/512 Lift 220/224 Dur Roller Cam, Roller Rockers, Applications Not Verified, Not Legal for Pollution Controlled Vehicles. Computer Controlled Vehicles May Need Updated Chips., See Warranty Details for Complete Terms & Conditions. Performance Engines May Need Upgraded Components Such As: Cooling, Exhaust, Fuel Delivery, Ignition	1.60ex Valves, 385HP/ 410Tq, 512/512 Lift 220/224 Dur Roller Cam, 9.8:1 Hypertic Pistons, Edlebrock Alum Heads 2.02in, Roller Rockers	High Performance Build	FO1855
5.8 / 351	V8	79-77, 74-69	H, M	Country Sedan, Custom, Custom 500, Fairlane, Falcon, Galaxie 500, LTD, Mustang, Ranchero, Thunderbird, OHV, 16 Valves, Carb, Naturally Aspirated, Gas, Drop-In High Performance Version, Review Oil Pan Config when Ordering, 385 HP/410 Tq, 9.8:1 Hypertic Pistons, Edlebrock Alum Heads 2.02in, 1.60ex Valves, 512/512 Lift 220/224 Dur Roller Cam, Roller Rockers, Applications Not Verified, Not Legal for Pollution Controlled Vehicles. Computer Controlled Vehicles May Need Updated Chips., See Warranty Details for Complete Terms & Conditions. Performance Engines May Need Upgraded Components Such As: Cooling, Exhaust, Fuel Delivery, Ignition		Drop-In High Performance Build	FO1860
5.8 / 351	V8	79-77, 74-69	H, M	Country Sedan, Custom, Custom 500, Fairlane, Falcon, Galaxie 500, LTD, Mustang, Ranchero, Thunderbird, OHV, 16 Valves, Carb, Naturally Aspirated, Gas, Mid-Dress High Performance Build, Review Oil Pan Config when Ordering, 385 HP/410 Tq, 9.8:1 Hypertic Pistons, Edlebrock Alum Heads 2.02in, 1.60ex Valves, 512/512 Lift 220/224 Dur Roller Cam, Roller Rockers, Applications Not Verified, Not Legal for Pollution Controlled Vehicles. Computer Controlled Vehicles May Need Updated Chips., See Warranty Details for Complete Terms & Conditions. Performance Engines May Need Upgraded Components Such As: Cooling, Exhaust, Fuel Delivery, Ignition	1.60ex Valves, 385HP/410Tq, 512/512 Lift 220/224 Dur Roller Cam, 9.8:1 Hypertic Pistons, Edlebrock Alum Heads 2.02in, Roller Rockers	High Performance Mid-Dress Build	FO1865
5.8 / 351	V8	76-75	H	Custom 500, E-Series Vans, Elite, Gran Torino, Granada, LTD, Ranchero, Torino, OHV, 16 Valves, Carb, Naturally Aspirated, Gas, WINDSOR, INTERNAL SMOG, 6 INTAKE MANIFOLD BOLTS PER HEAD, SOME ENGINES EQUIPPED WITH LATER STYLE CYL HEADS	D5AE	D4AE-AA8, D2AE-BA1	FO1870
5.8 / 351	V8	74-69	H, M, Q	Country Sedan, Country Squire, Custom, Custom 500, Fairlane, Galaxie 500, Gran Torino, LTD, Mustang, Ranch Wagon, Ranchero, Torino, OHV, 16 Valves, Carb, Naturally Aspirated, Gas, No SMOG, No Valley Pan Gasket, Cleveland Style Engine	D4AE-AA	DOAE-J, D2AE-CA	FO1875
5.8 / 351	V8	74-69	H, M	Country Sedan, Country Squire, Custom, Custom 500, Fairlane, Falcon, Galaxie 500, Gran Torino, LTD, Mustang, Ranch Wagon, Ranchero, Torino, OHV, 16 Valves, Carb, Naturally Aspirated, Gas, NO-SMOG & No Smog, 8 Intake Bolts per Head & WINDSOR ENGINE, 8 INTAKE MANIFOLD BOLTS PER HEAD	D00E-C, G	C90E-B	FO1880
5.8 / 352	V8	67-65	D	F-Series Trucks, P-350, Ranchero, OHV, 16 Valves, Carb, Naturally Aspirated, Gas, Replacement Engine, No Smog Holes in Head	B, C1, C2, C4, C7, C8AE-A, D2TE	C8AE-A, C, D3TE, D4TE, C6, C5	FO1885
5.9 / 360	V8	77-75	Y	F-Series Trucks, OHV, 16 Valves, Carb, Naturally Aspirated, Gas, 1 3/4" Crank Snout, No SMOG in Head	C#, C4TE-E, C7-C, D1-A, D4, FA	C4TE-B, D, D3TE-1, D4TE	FO1890
5.9 / 360	V8	76-68	Y	F-Series Trucks, M-400, M-450, P-350, OHV, 16 Valves, Carb, Naturally Aspirated, Gas, No Smog Holes in Head	B, C1, C2, C4, C7, C8AE-A, D2TE	C8AE-A, C, D3TE, D4TE, C6, C5	FO1895
5.9 / 360	V8	76-68	Y	F-Series Trucks, M-400, M-450, P-350, OHV, 16 Valves, Carb, Naturally Aspirated, Gas, With Smog Holes in Head	C1, C2, C4, C6, C7, C8AE, D2TE	C8AE-A, C, D3TE	FO1900
6.0 / 363	V8	10-06	P	E-Series Vans, F-Series Trucks, OHV, 32 Valves, FI, Turbo, Diesel, Dual Intake Ports, M10x 1.5 Rocker Carrier Mount	1855613	1838258C	FO1905
6.0 / 363	V8	06-03	P	E-Series Vans, Excursion, F-Series Trucks, OHV, 32 Valves, FI, Turbo, Diesel, Dual Intake Ports, M8 Rocker Carrier Mount	1843030, 1843080, 1855613C1	1838258C	FO1910
6.0 / 363	V8	05	P	E-Series Vans, F-Series Trucks, OHV, 32 Valves, FI, Turbo, Diesel	1855613C1	1838258C2	FO1915
6.0 / 363	V8	04	P	E-Series Vans, F-Series Trucks, OHV, 32 Valves, FI, Turbo, Diesel	1843030C1	1838258C2	FO1920
6.1 / 370	V8	91-85	C, H	B600, B700, C600, C700, C800, F600, F700, F800, FT800, L800, LN600, LN700, LN800, Carb, Naturally Aspirated, Gas, 1 3/4" Crank Snout	E6TE-FA, GA	D9TE-BB	FO1925
6.1 / 370	V8	87-86	7	B700, Carb, Naturally Aspirated, LPG	E6TE-FA, GA	D9TE-BB	FO1930




## ENGINE LONG BLOCK

LITER / CID	CYL	YEAR	VIN	DESCRIPTION	HEAD CAST #	BLOCK CAST #	ENGINE PART #
<b>FORD [continued]</b>							
6.1 / 370	V8	85-80	C, H	B600, B700, C600, C700, C800, F600, F700, F800, FT800, L800, LN600, LN700, LN800, Carb, Naturally Aspirated, Gas, TRUCK ONL/TRUCK ONLY: 2BBL CARB UP TO 4/85 (4BBL USE DF96) & TRUCK ONLY: 2BBL CARB UP TO 4/85 (4BBL USE DF96) & TRUCK ONLY: 2BBL CARB UP TO 4/85 (4BBL, USE DF96), FOR 5/85 THRU 90 USE DFC1 & FOR 5/85 THRU 90, USE DFC1	D9TE-FA	D9TE-BB	FO1935
6.1 / 370	V8	85-80	C, H	B600, B700, C600, C700, C800, F600, F700, F800, FT800, L800, LN600, LN700, LN800, Carb, Naturally Aspirated, Gas, TRUCK ONLY: 4BBL CARB UP TO 4/85 (2BBL USE DF60) & TRUCK USE: 4 BBL CARB UP TO 4/85 (2BBL USE DF60), FOR 5/85 THRU 90 USE DFC1	D9TE-HA	D9TE-BB	FO1940
6.2 / 379	V8	16-11	6	F-Series Trucks, SOHC, 16 Valves, FI, Naturally Aspirated, Flex, T/C Cast #AL3E-6C086-DA, w/ VCT	AL3E-6090-CC, AL3E-6C064- CC/CE	AL3E-6015-BF	FO1945
6.4 / 390	V8	77-61	9, H, M, P, Q, R, S, X, Y, Z	300, Country Sedan, Country Squire, Custom, Custom 500, F-Series Trucks, Fairlane, Ford 300, Galaxie, Galaxie 500, LTD, M-400, Mustang, P-350, Ranch Wagon, Ranchero, Thunderbird, Torino, OHV, 16 Valves, Carb, Naturally Aspirated, Gas, Non Smog, 8 Exhaust Manifold Bolts	C1EA, C2SE, C4, C6, C7, C8, D2	C8AE-C, C6ME, D4TE, D3, C7	FO1950
6.4 / 390	V8	77-61	9, H, M, P, S, X, Y, Z	Country Sedan, Country Squire, Custom, Custom 500, F-Series Trucks, Fairlane, Galaxie, Galaxie 500, LTD, M-400, Mustang, P-350, Ranch Wagon, Ranchero, Thunderbird, Torino, OHV, 16 Valves, Carb, Naturally Aspirated, Gas, With Smog, 8 Exhaust Manifold Bolts	C1EA, C2SE, C4, C6, C7, C8, D2	C8AE-C	FO1955
6.4 / 390	V8	77-75	H	F-Series Trucks, OHV, 16 Valves, Carb, Naturally Aspirated, Gas, 4 Hole SMOG, 1.75" Crank Snout	C4, C4TE, C6, C7E, C7TE-B, D1TE, D3TE	D4TE, D1TE, D2TE, D3TE, D7TE	FO1960
6.4 / 390	V8	77-75	H	F-Series Trucks, OHV, 16 Valves, Carb, Naturally Aspirated, Gas, No Smog, 1.75" Crank Nose, Also known as 389	C4TE-D, C7TE-C, D1TE-FA, D2TE, D3TE	D4TE, D3TE, D2TE, D1TE, D7TE	FO1965
6.6 / 400	V8	82-71	S, Z	Bronco (Full-Size), Country Sedan, Country Squire, Custom, Custom 500, E-Series Vans, Elite, F-Series Trucks, Galaxie 500, Gran Torino, LTD, LTD II, P-350, Ranch Wagon, Ranchero, Thunderbird, Torino, OHV, 16 Valves, Carb, Naturally Aspirated, Gas, SMOG, No Valley Pan Gasket	D0AE, D1AE, D4AE, D5AE	D1AE, D3AE, D4AE, D5AE, D7TE	FO1970
6.6 / 400	V8	82-71	S, Z	Bronco (Full-Size), Country Sedan, Country Squire, Custom, Custom 500, E-Series Vans, Elite, F-Series Trucks, Galaxie 500, Gran Torino, LTD, LTD II, P-350, Ranch Wagon, Ranchero, Thunderbird, Torino, OHV, 16 Valves, Carb, Naturally Aspirated, Gas, No SMOG, No Valley Pan Gasket	D1AE, D4AE, D5AE	D1AE, D4AE, D7TE	FO1975
6.7 / 406	V8	14-11	T	F-Series Trucks, OHV, 32 Valves, FI, Turbo, Diesel, Exhaust Exits In Toward Valley, Intake Exits Toward Outside	BC3Q-6C064-CA, BV3Q-6090-CA	BV3Q-6015-CD	FO1980
6.8 / 415	V10	15-05, 03-02	S	E-Series Vans, SOHC, 20 Valves, FI, Naturally Aspirated, Gas, T/C Cast: 2L3E-BA (Not 2L3E-AB), 2 Det Sensor Bosses in Valley	1C2E-A20A, 2C2E-A27A	5C3E-CA	FO1985
6.8 / 415	V10	15-05	S	E-Series Vans, SOHC, 20 Valves, FI, Naturally Aspirated, CNG & LPG, CNG Fuel, T/C Cast: 2L3E-BA (Not 2L3E-AB) & T/C Cast: 2L3E-BA (Not 2L3E-AB)	1C2E-A20A, 2C2E-A27A	5C3E-CA	FO1990
6.8 / 415	V10	15-05	S	E-Series Vans, SOHC, 20 Valves, FI, Naturally Aspirated, Gas, w/ Tinware Installed, Timing Cover Cast: 2L3E-BA (Not 2L3E-AB)	1C2E-A20A, 2C2E-A27A	5C3E-CA	FO1995
6.8 / 415	V10	15-10	S	E-Series Vans, SOHC, 20 Valves, FI, Naturally Aspirated, CNG & LPG, w/ Tinware Installed, Timing Cover Cast: 2L3E-BA (Not 2L3E-AB)	1C2E-A20A, 2C2E-A27A	5C3E-CA	FO2000
6.8 / 415	V10	10-09	Y	F-Series Trucks, SOHC, 30 Valves, FI, Naturally Aspirated, Gas, For 12mm Thread Spark Plugs	5C3E-AC		FO2005
6.8 / 415	V10	09-08	Y	F-Series Trucks, SOHC, 20 Valves & 30 Valves, FI, Naturally Aspirated, Gas, For 12mm Thread Spark Plugs, T/C Cast #5C3E-6C086-BA	5C3E-AC	5C3E-CA	FO2010
6.8 / 415	V10	09-05	Y	F-Series Trucks, SOHC, 30 Valves, FI, Naturally Aspirated, Gas, 3 Valves/ Cylinder, 16mm Spark Plug Holes, T/C Cast #5C3E-6C086-BA Installed w/ Oil Pan & T/C Cast #5C3E-6C086-BA Installed w/Oil Pan	5C3E-AC	5C3E-CA	FO2015
6.8 / 415	V10	08-05	Y	F-Series Trucks, SOHC, 30 Valves, FI, Naturally Aspirated, Gas, T/C, Oil Pan, V/C, W/P & Balancer Installed, 3 Valves/ Cylinder, 16mm Spark Plugs Included, 2 Extra Bosses in Valley	5C3E	5C3E	FO2020
6.8 / 415	V10	05-04	S	Excursion, F-Series Trucks, SOHC, 20 Valves, FI, Naturally Aspirated, Gas, T/C Cast: 2L3E-BA (Not 2L3E-AB), Balance Shaft Left Head & Balance Shaft Lft Head, 2 Valves/ Cylinder, M14 Spark Plugs	1C2E-A20A, 2C2E-A27A-PI	1C3E-AA, 3C3E-AA	FO2025
6.8 / 415	V10	04	S	Excursion, F-Series Trucks, SOHC, 20 Valves, FI, Naturally Aspirated, Gas, P.I. Heads & P.I. Heads. T/C & Oil Pan Installed, Includes T/C & Oil Pan	1C2E-A20A, 2C2E-A27A-PI	1C3E-AA	FO2030
6.8 / 415	V10	04	S	E-Series Vans, SOHC, 20 Valves, FI, Naturally Aspirated, Gas, V/C, Oil Pan, T/C, W/P, Spark Plugs & Balancer Installed			FO2035
6.8 / 415	V10	03-02	S	Excursion, F-Series Trucks, SOHC, 20 Valves, FI, Naturally Aspirated, Gas, P.I. Heads, Balance Shaft Left Head, T/C Cast #2L3-BA	1C2E, 2C2E- A27A-PI	1C3E-AA	FO2040
6.8 / 415	V10	03-02	S	E-Series Vans, SOHC, 20 Valves, FI, Naturally Aspirated, Gas, With Tinware, PI Heads	1C2E, 2C2E- A27A-PI	1C3E-AA	FO2045



ENGINE LONG BLOCK								
LITER / CID	CYL	YEAR	VIN	DESCRIPTION	HEAD CAST #	BLOCK CAST #	ENGINE PART #	
<b>FORD [continued]</b>								
6.8 / 415	V10	03-02	S	Excursion, F-Series Trucks, SOHC, 20 Valves, FI, Naturally Aspirated, Gas, P.I. Heads. T/C & Oil Pan Installed	1C2E-A20A, 2C2E-A27A-PI	1C3E-AA	FO2050	
6.8 / 415	V10	01-00	S	Excursion, F-Series Trucks, SOHC, 20 Valves, FI, Naturally Aspirated, Gas, P.I. Heads, T/C Installed, Oil Pump Inlet 13/16"	1C2E, 2C2E, YC2E-A20A	F7UE-CE	FO2055	
6.8 / 415	V10	01-00	S	E-Series Vans, SOHC, 20 Valves, FI, Naturally Aspirated, Gas, With P.I. Heads, Bal. Shaft on Left Head, T/C Cast #F6TE, F85E, F75E, Oil Pump Inlet 15/16"	1C2E, 2C2E, YC2E	F7UE-CE	FO2060	
6.8 / 415	V10	01-00	S	E-Series Vans, SOHC, 20 Valves, FI, Naturally Aspirated, Gas, WITH P.I. HEADS, WITH VALVE COVERS, OIL PAN, T/C, BALANCER & SPK PLUGS	YC2E-A20A	F7UE-CE	FO2065	
6.8 / 415	V10	01-99	S	Excursion, F-Series Trucks, SOHC, 20 Valves, FI, Naturally Aspirated, Gas, WITH P.I. HEADS (HEAD # YC2E-A20A) ALUMINUM, BLOCK # F7UE-CE, WITH VALVE COVERS, PAN, TIMING COVER, & SPK PLUGS, F-SERIES SUPER DUTY, EXCURSION	YC2E-A20A	F7UE-CE	FO2070	
6.8 / 415	V10	99	S	F-Series Trucks, SOHC, 20 Valves, FI, Naturally Aspirated, Gas, Non-PI Heads, No Oil Pan, Timing Cover Installed, Oil Pump Inlet 13/16"	F7VE-B20A	F7UE-CE	FO2075	
6.8 / 415	V10	99-97	S	E-Series Vans, SOHC, 20 Valves, FI, Naturally Aspirated, Gas, Non-P.I. Heads, Balance Shaft on Left Head, T/C Cast #F6TE, F85E, F75E, Oil Pump Inlet 15/16"	F7UE	F7UE-CE	FO2080	
6.8 / 415	V10	99-97	S	E-Series Vans, SOHC, 20 Valves, FI, Naturally Aspirated, Gas, Non PI Heads, With Timing Cover, Valve Covers, Oil Pan & Spark Plugs	RF-F7UE-B20A	F7UE-CE	FO2085	
6.8 / 415	V10	99	S	F-Series Trucks, SOHC, 20 Valves, FI, Naturally Aspirated, Gas, Non PI Heads, With Timing Cover, Valve Covers, Oil Pan & Spark Plugs	F7VE-B20A	F7UE-CE	FO2090	
6.9 / 420	V8	87-83	1	E-Series Vans, F-Series Trucks, OHV, 16 Valves, FI, Naturally Aspirated, Diesel, No Injection Pump or Injectors, After Prod Date 10/3/83	199, 215, 296, 855, 885C1	1803440-01, 1807996	FO2095	
7.0 / 429	V8	98-97	J	F700, F800, FI, Naturally Aspirated, Gas, 1 3/4" Crank Snout, Press-In Dipstick, Valve Cover Mounts thru Center	E7TE	D9TE	FO2100	
7.0 / 429	V8	98-97		F700, F800, FI, Naturally Aspirated, LPG Fuel, 1 3/4" Crank Snout, Press in Dipstick	E7TE-BD	D9TE-AB	FO2105	
7.0 / 429	V8	96-91	J	F600, F700, FI, Naturally Aspirated, Gas, 10/90-96. F.I. Block V/C Bolts Thru Center & F.I. Block, V/C Bolts Thru Center, 1 3/4" Crank Snout, Press in Dipstick, Steel Crank	E7TE	D9TE	FO2110	
7.0 / 429	V8	96-91		F600, F700, FI, Naturally Aspirated, VIN '8', LPG Fuel, V/C Mounts thru Center, 1 3/4" Crank Snout, Press in Dipstick	E7TE	D9TE	FO2115	
7.0 / 429	V8	91-88, 86	K	B600, B700, F600, F700, F800, FT800, Carb, Naturally Aspirated, Gas, 88-91, Carb, 1.75" Crank Snout, Press in Dipstick	E6TE-EA	D9TE-AB	FO2120	
7.0 / 429	V8	89-88, 85-80	K	B600, B700, C700, C800, F600, F700, FT800, L800, LN700, LN800, Carb, Naturally Aspirated, Gas, Prod. 79-4/85, With 1 3/4" Crank Snout, Prod. Past 5/85 Use DFH4	D5TE-HA, D9TE-FA, HA	D9TE-AB	FO2125	
7.0 / 429	V8	87-85	K	B700, C700, C800, F600, F700, F800, FT800, L800, LN700, LN800, Carb, Naturally Aspirated, Gas, 4/85-87, 1 3/4" Crank Snout, Screw-In Dipstick & Screw-in Dipstick	E6TE-EA	D9TE-AB	FO2130	
7.0 / 429	V8	73-70	K, N, P	Country Squire, Custom, Galaxie 500, Gran Torino, LTD, Ranch Wagon, Ranchero, Thunderbird, Torino, OHV, 16 Valves, Carb, Naturally Aspirated, Gas, With SMOG, For 18mm Spark Plugs	C2VE-AA, C8VE	D1VE, C9VE-A, B, C6AE-F	FO2135	
7.3 / 445	V8	03-98	F	E-Series Vans, Excursion, F-Series Trucks, OHV, 16 Valves, FI, Turbo, Diesel, No Injection Pump or Injectors, Serial #661974 & Up, 98 1/2 Thru 2003 Model Years	113C1, 1818303C2, 1825113C1, 303C2	1825849C2	FO2140	
7.3 / 445	V8	98-96	F	E-Series Vans, F-250 HD, F-Series Trucks, OHV, 16 Valves, FI, Turbo, Diesel, No Injection Pump or Injectors, Serial #174667 - 661973, 95 Thru 98 Production Years	1825113C	1818270-C2	FO2145	
7.3 / 445	V8	94-88	M	E-Series Vans, F-Series Trucks, OHV, 16 Valves, FI, Naturally Aspirated, Diesel, No Injection Pump or Injectors	1809030C1, C3	1808000C1	FO2150	
7.3 / 445	V8	94-93	C, K	F-Series Trucks, OHV, 16 Valves, FI, Turbo, Diesel, No Injection Pump or Injectors & No Injector Pump or Injectors, InDirect Injection Type	1819609C91	1809223C95	FO2155	
7.5 / 460	V8	97-93	G	E-Series Vans, F-250 HD, F-Series Trucks, OHV, 16 Valves, FI, Naturally Aspirated, Gas, Non Roller Cam, No SMOG Holes Over Each Exhaust Port, Knock Sensor Hole in Block, No Valley Pan Gasket	F3TE-JA	D9TE-AB	FO2160	
7.5 / 460	V8	92-87	G	E-Series Vans, F-Series Trucks, OHV, 16 Valves, FI, Naturally Aspirated, Gas, Exhaust Ports are Smaller. If Equipped with Carb Use 'DFA3' & No Valley Pan Gasket	E7TE-BD, F3TE	D9TE	FO2165	
7.5 / 460	V8	87-85	L	E-Series Vans, F-Series Trucks, OHV, 16 Valves, Carb, Naturally Aspirated, Gas, Valley Pan Not Included, From 4/85, With SMOG & With SMOG	E5TE-TA, E6TE-DA	D9TE-AB/GA	FO2170	
7.5 / 460	V8	85-79	A, J, L	E-Series Vans, F-Series Trucks, OHV, 16 Valves, Carb, Naturally Aspirated, Gas, Does Not Include Valley Pan, SMOG Eng. & w/ SMOG, Does Not Include Valley Pan, 3Y or 3YAB Crank & 3Y or 3YAB Crank, Externally Balanced, Externally Balanced & Some Apps Use Different Oil Pump, We Supply Most Common, Oil Pump Apps Vary, Most Common Type Included	D3VE-A2B, D4VE	D9TE-AB	FO2175	
7.5 / 460	V8	85-79	A, J, L	E-Series Vans, F-Series Trucks, OHV, 16 Valves, Carb, Naturally Aspirated, Gas, Does Not Include Valley Pan, 3Y or 3YAB Crank, No SMOG # Use DF23 for SMOG, Oil Pump Apps Vary, Most Common Type Included	D3VE-A2B, D4VE	D9TE-AB	FO2180	





## ENGINE LONG BLOCK

LITER / CID	CYL	YEAR	VIN	DESCRIPTION	HEAD CAST #	BLOCK CAST #	ENGINE PART #
<b>FORD [continued]</b>							
7.5 / 460	V8	85-72	A, C, J, L	Country Sedan, Country Squire, Custom 500, E-Series Vans, Elite, F-Series Trucks, Galaxie 500, Gran Torino, LTD, Ranch Wagon, Ranchero, Thunderbird, Torino, OHV, 16 Valves, Carb, Naturally Aspirated, Gas, 502 CID Upgrade, 525 HP/ 545 Tq, Steel Crank, I Beams, 9.7:1 Hyper Pistons, Long Block With Tin, Edelbrock Alum Heads, See Warranty Details for Complete Terms & Conditions. Performance Engines May Need Upgraded Components Such As: Cooling, Exhaust, Fuel Delivery, Ignition, etc., Not Legal for Pollution Controlled Vehicles. & See Warranty Details for Complete Terms & Conditions. Performance Engines May Need Upgraded Components Such As: Cooling, Exhaust, Fuel Delivery, Ignition, etc., Not Legal for Pollution Controlled Vehicles. Computer Controlled Vehicles May Need Updated Chi	502 CID, 525HP/545Tq Steel Crank, 9.7:1 Hyper Pistons, Edelbrock Alum Heads. Long Block With Tin, I Beams	High Performance Build	FO2185
7.5 / 460	V8	85-72	A, C, J, L	Country Sedan, Country Squire, Custom 500, E-Series Vans, Elite, F-Series Trucks, Galaxie 500, Gran Torino, LTD, Ranch Wagon, Ranchero, Thunderbird, Torino, OHV, 16 Valves, Carb, Naturally Aspirated, Gas, Drop-In 502 CID Upgrade, 525 HP/ 545 Tq, Steel Crank, I Beam Rods, 9.7:1 Hyper Pistons, Edelbrock Alum Heads & Intake, Applications Not Verified, Not Legal for Pollution Controlled Vehicles. See Warranty Details for Complete Terms & Conditions. & See Warranty Details for Complete Terms & Conditions. Performance Engines May Need Upgraded Components Such As: Cooling, Exhaust, Fuel Delivery, etc., Not Legal for Pollution Controlled Vehicles. Computer Controlled Vehicles May Need Updated Chips.	525HP/545Tq, 9.7:1 Hyper Pistons, Alum Heads & Intake, Bal, Beams, Carb, Complete Dyno Tested, F/P, Flex, I, Steel Crank, W/P	Drop-In 502 CID High Performance Build	FO2190
7.5 / 460	V8	85-72	A, C, J, L	Country Sedan, Country Squire, Custom 500, E-Series Vans, Elite, F-Series Trucks, Galaxie 500, Gran Torino, LTD, Ranch Wagon, Ranchero, Thunderbird, Torino, OHV, 16 Valves, Carb, Naturally Aspirated, Gas, Mid-Dress 502 CID Upgrade, 525 HP/ 545 Tq, Steel Crank, I Beam Rods, 9.7:1 Hyper Pistons, Edelbrock Alum Heads, Edelbrock Intake, Bal, Flex, Water Pump, Applications Not Verified, Not Legal for Pollution Controlled Vehicles. See Warranty Details for Complete Terms & Conditions. & See Warranty Details for Complete Terms & Conditions. Performance Engines May Need Upgraded Components Such As: Cooling, Exhaust, Fuel Delivery, Ignition, etc., Not Legal for Pollution Controlled Vehicles. Computer Controlled Vehicles May Need Updated Chi	502 CID, 525HP/545Tq Steel Crank, 9.7:1 Hyper Pistons Edelbrock Alum Heads, Bal, Edelbrock Intake, Flex, I Beams, Water Pump	High Performance Mid-Dress Build	FO2195
7.5 / 460	V8	79-72	A, C, J	Country Sedan, Country Squire, Custom 500, E-Series Vans, Elite, F-Series Trucks, Galaxie 500, Gran Torino, LTD, Ranch Wagon, Ranchero, Thunderbird, Torino, OHV, 16 Valves, Carb, Naturally Aspirated, Gas, Does Not Include Valley Pan, SMOG Eng., 1978 Check Crank #, This is 2YA or 2YAB If 3Y Use DF23, Oil Pump Apps Vary, Most Common Type Included	D0VE, D1VE, D2VE, D3VE-A2B, D4VE	D1VE-A2B	FO2200
7.5 / 460	V8	79-72	A, C, J	Country Sedan, Country Squire, Custom 500, E-Series Vans, Elite, F-Series Trucks, Galaxie 500, Gran Torino, LTD, Ranch Wagon, Ranchero, Thunderbird, Torino, OHV, 16 Valves, Carb, Naturally Aspirated, Gas, Does Not Include Valley Pan, Non-SMOG Eng., 1978 Check Crank #, This is 2Y OR 2YA, Can Use DF22 & Plug SMOG Holes & 1978 Check Crank #, This is 2Y or 2YA Can Use DF22 & Plug SMOG Holes & 1978 Check Crank #, This is 2Y or 2YA, Can Use DF22 & Plug SMOG Holes, Oil Pump Apps Vary, Most Common Type Included	D3VE-A2B, D4VE	D1VE-A2B, D0VE	FO2205