



## ENGINE LONG BLOCK

LITER / CID	CYL	YEAR	VIN	DESCRIPTION	HEAD CAST #	BLOCK CAST #	ENGINE PART #
<b>MAZDA</b>							
1.5 / 91	L4	14-11	Y, Z	2, DOHC, 16 Valves, FI, Naturally Aspirated, Gas, Chain Driven Cams w/ VVT on Intake		ZY	MA105
1.5 / 1489	L4	98-97		Protege, DOHC, 16 Valves, FI, Naturally Aspirated, Gas, 10/97-6/98 Apps, Both Cams Driven by Belt	Z5	Z5	MA110
1.5 / 1489	L4	97-95		Protege, DOHC, 16 Valves, FI, Naturally Aspirated, Gas, Intake Cam Driven by Belt - Exhaust Cam Driven by Chain from Intake Cam, W/P, Timing Gears Belt & Tensioner Installed	Z501	Z5	MA115
1.6 / 1589	L4	01-99		Protege, DOHC, 16 Valves, FI, Naturally Aspirated, Gas, Crank Sensor Mounts to Oil Pump, Water Pump, Timing Gears Belt & Tensioner Installed	ZL01	ZM, (ZL)	MA120
1.6 / 1597	L4	95-92		323, MX-3, SOHC, 16 Valves & 8 Valves, FI, Naturally Aspirated, Gas, Hydraulic Lifters, 27mm Crank Snout, W/P, Timing Gears Belt & Tensioner Installed, thru 5/94 MX-3	541	B6, S7	MA125
1.6 / 1597	L4	95-94		MX-3, DOHC, 16 Valves, FI, Naturally Aspirated, Gas, Hydraulic Lifters, 27mm Crank Snout, W/P, Timing Gears Belt & Tensioner Installed		B6	MA130
1.6 / 1597	L4	93		Miata, DOHC, 16 Valves, FI, Naturally Aspirated, Gas, 27mm O.D. Crank Snout, Hydraulic Rockers, W/P, Timing Gears Belt & Tensioner Installed	BP05	BP	MA135
1.6 / 1597	L4	93-90		Miata, DOHC, 16 Valves, FI, Naturally Aspirated, Gas, Hydraulic Lifters, 27mm Crank Snout, W/P, Timing Gears Belt & Tensioner Installed, From Chasis #NA35-209447		B6	MA140
1.6 / 1597	L4	90-89		323, SOHC, 8 Valves, FI, Naturally Aspirated, Gas, 22mm O.D. Crank Snout, Hydraulic Rockers, Up to VIN # BG2-221255, W/P, Timing Gears Belt & Tensioner Installed	B61K	B6	MA145
1.6 / 1597	L4	90		Miata, DOHC, 16 Valves, FI, Naturally Aspirated, Gas, Hydraulic Lifters, 22mm Crank Snout, W/P, Timing Gears Belt & Tensioner Installed		B6	MA150
1.6 / 1597	L4	89-87		323, SOHC, 8 Valves, FI, Naturally Aspirated, Gas, 22mm O.D. Crank Snout, Hydraulic Rockers, W/P, Timing Gears Belt & Tensioner Installed	630	B6, 6	MA155
1.6 / 1597	L4	87-86		323, SOHC, 8 Valves, FI, Naturally Aspirated, Gas, 22mm Crank Snout, Adjustable Rockers, W/P, Timing Gears Belt & Tensioner Installed	630	B6, 6	MA160
1.8 / 1839	L4	05-00		Miata, DOHC, 16 Valves, FI, Naturally Aspirated, Gas, Adjustable Shim Type Lifters, 27mm Crank Snout, V.V. T., Crank Position Sensor Mounts to Oil Pump, Cam Position Sensor Mounts in Head	BP6D	BP	MA165
1.8 / 1839	L4	00-99, 97		Miata, DOHC, 16 Valves, FI, Naturally Aspirated, Gas, Adjustable Shim Type Lifters, 27mm Crank Snout, Timing Gears Belt & Tensioner Installed, Crank Position Sensor Bolts to Oil Pump, Cam Position Sensor Mounts in Head	BP4W	BP	MA170
1.8 / 1839	L4	00-99		Protege, DOHC, FI, Naturally Aspirated, Gas, CRANK MOUNTS TO OIL PUMP, AND CAM POSITION SENSOR MOUNTS TO HEAD	FS9	FP	MA175
1.8 / 1839	L4	97-95		Miata, DOHC, 16 Valves, FI, Naturally Aspirated, Gas, 27mm O.D. Crank Snout, Hydraulic Rockers, Crank Position Sensor Mounts on Oil Pump, W/P, Timing Gears Belt & Tensioner Installed	BP05	BP	MA180
1.8 / 1839	L4	95-91		Protege, DOHC, 16 Valves, FI, Naturally Aspirated, Gas, 27mm O.D. Crank Snout, W/P, Timing Gears Belt & Tensioner Installed	BP05	BP	MA185
1.8 / 1839	L4	95-94		Miata, DOHC, 16 Valves, FI, Naturally Aspirated, Gas, 27mm O.D. Crank Snout, Hydraulic Rockers, W/P, Timing Gears Belt & Tensioner Installed	BP05	BP	MA190
1.8 / 1839	L4	94-91		Protege, SOHC, 16 Valves, FI, Naturally Aspirated, Gas, 27mm O.D. Crank Snout, W/P, Timing Gears Belt & Tensioner Installed	BP01	BP	MA195
1.8 / 1839	L4	91-90		Protege, DOHC, 16 Valves, FI, Naturally Aspirated, Gas, 22mm O.D. Crank Snout, W/P, Timing Gears Belt & Tensioner Installed	BP05	BP	MA200
1.8 / 1845	V6	95-92		MX-3, DOHC, 24 Valves, FI, Naturally Aspirated, Gas	K8-101, K8-1A1	K8	MA205
2.0 / 122	L4	14-12	7, 8, E, P	3, CX-5, DOHC, 16 Valves, FI, Naturally Aspirated, Gas, G.D.I. & V.V.T. Chain Driven Cams	PE01	PE	MA210
2.0 / 122	L4	13-06	F, G	3, DOHC, 16 Valves, FI, Naturally Aspirated, Gas, LFD, Cali. Emissions & Fed. Emissions & Federal Emissions, VIN 'F'	6M8G-6090-A	T5251	MA215
2.0 / 122	L4	11-09	F	MX-5 Miata, DOHC, 16 Valves, FI, Naturally Aspirated, Gas, Automatic Transmission			MA220
2.0 / 122	L4	11-09	F	MX-5 Miata, DOHC, 16 Valves, FI, Naturally Aspirated, Gas, MANUAL TRANSMISSION			MA225
2.0 / 122	L4	11-06	G	3, DOHC, 16 Valves, FI, Naturally Aspirated, Gas, LFD, Cali Emissions, VIN 'G'			MA230
2.0 / 122	L4	05-04		3, DOHC, 16 Valves, FI, Naturally Aspirated, Gas, VIN 'F', CALI. EMISSIONS			MA235
2.0 / 122	L4	05-04		3, DOHC, 16 Valves, FI, Naturally Aspirated, Gas, VIN 'F', FED EMISSIONS			MA240
2.0 / 122	L4	87-86		B2000, SOHC, 8 Valves, Carb, Naturally Aspirated, Gas, 6 Bolt Crank Pulley & 6 Bolt Pulley, Belt Driven Cam, W/P, Timing Gears Belt & Tensioner Installed & Water Pump Included	F8, FE	FE	MA245
2.0 / 1970	L4	84-79		626, B2000, SOHC, 8 Valves, Carb, Naturally Aspirated, Gas, Chain Driven Camshaft, Timing Cover & Oil Pump Installed	8086, 8682	MA	MA250




## ENGINE LONG BLOCK


LITER / CID	CYL	YEAR	VIN	DESCRIPTION	HEAD CAST #	BLOCK CAST #	ENGINE PART #
<b>MAZDA [continued]</b>							
2.0 / 1991	L4	04-01		Tribute, DOHC, 16 Valves, FI, Naturally Aspirated, Gas, VVTI Type, Timing Cover & Oil Pan Installed, Automatic Trans	YS4E-AA	YS4G-AA	MA260
2.0 / 1991	L4	04-01		Tribute, DOHC, 16 Valves, FI, Naturally Aspirated, Gas, VVTI Type, Timing Cover & Oil Pan Installed, Manual Trans			MA265
2.0 / 1991	L4	02-00		626, DOHC, 16 Valves, FI, Naturally Aspirated, Gas, Adjustable Shim Type Lifters, Crank Position Sensor Bolts to Oil Pump, Cam Position Sensor Mounts in V/C, W/P, Timing Gears Belt & Tensioner Installed	FS9	FS	MA270
2.0 / 1991	L4	99-97		626, DOHC, 16 Valves, FI, Naturally Aspirated, Gas, Adjustable Shim Type Lifters, Crank Position Sensor Bolts to Oil Pump, Cam Position Sensor Mounts in V/C, W/P, Timing Gears Belt & Tensioner Installed	FS2	FS	MA275
2.0 / 1991	L4	97-95		626, MX-6, DOHC, 16 Valves, FI, Naturally Aspirated, Gas, Hydraulic Lifters, Crank Angle Sensor Mounts to Oil Pump, W/P, Timing Gears Belt & Tensioner Installed	FS2	FS	MA280
2.0 / 1991	L4	95-93		626, MX-6, DOHC, 16 Valves, FI, Naturally Aspirated, Gas, Belt Drive Cams with Spoke Type Sprockets, No Crank Angle Sensor	FS2	FS	MA285
2.0 / 2000	L4	03-01		Protege, Protege5, DOHC, 16 Valves, FI, Naturally Aspirated, Gas, Adjustable Shim Type Lifters, Crank Position Sensor Bolts to Oil Pump, Cam Position Sensor Mounts in V/C, W/P, Timing Gears Belt & Tensioner Installed	FS9	FS	MA290
2.2 / 2184	L4	93-87		B2200, SOHC, 8 Valves, Carb & FI, Naturally Aspirated, Gas, W/P, Timing Gears Belt & Tensioner Installed, With E.G.R. Provision	F8	F2, 2.2	MA295
2.2 / 2184	L4	92-88		626, MX-6, SOHC, 12 Valves, FI, Naturally Aspirated, Gas, W/P, Timing Gears Belt & Tensioner Installed, From 4/87	F201	F2, 2.2	MA300
2.2 / 2184	L4	92-88		626, MX-6, SOHC, 12 Valves, FI, Turbo, Gas, W/P, Timing Gears Belt & Tensioner Installed, Block has 2 Extra Holes for Turbo, From 6/87	F2	F2, 2.2	MA305
2.3 / 138	L4	09-08		5, DOHC, 16 Valves, FI, Naturally Aspirated, Gas, VIN L or 3, V.C.T. on Intake Cam, 6 Tooth Reluctor at End	6M8G-AC, L501	T5251/L3G7	MA310
2.3 / 140	L4	08	Z	Tribute, DOHC, 16 Valves, FI, Naturally Aspirated, Gas, 155mm OD Dampner, 35 Tooth Trigger, No V.C.T.	3S4G-AA	5L8G-AF, 6M8G-AD	MA315
2.3 / 140	L4	08	H	Tribute, DOHC, 16 Valves, FI, Naturally Aspirated, Electric/Gas, Front Cover Cast #5M6G-BB	3S4G-AA	5L8G-AF	MA320
2.3 / 140	L4	06-05	Z	Tribute, DOHC, 16 Valves, FI, Naturally Aspirated, Gas, No V.C.T., T/C Cast #2L8G-AD/AE, Oil Pan Cast #3M4G-AF/AG	3S4G-AA	5L8G-AF, 6M8G-AD	MA325
2.3 / 140	L4	06-05	Z	Tribute, DOHC, 16 Valves, FI, Naturally Aspirated, Gas, Includes Timing Cover & Oil Pan - No Valve Cover, No V.C.T.	3S4G-AA, 3L8G-AC	5L8G-AF, 6M8G-AD	MA330
2.3 / 2254	V6	02-95		Millenia, DOHC, 24 Valves, FI, Supercharged, Gas, MILLER ENGINE, CRANK SENSOR MOUNTS TO OIL PUMP, TIMING GEARS BELT AND TENSIONER INSTALLED		KJ	MA335
2.3 / 2260	L4	13-06	3, 4, L, M	3, 6, CX-7, DOHC, 16 Valves, FI, Turbo, Gas, MZR, Chain Driven Cams, Triangle Lobe at Intake Cam Rear	L3K9	T5251	MA340
2.3 / 2260	L4	12-06	3, L, M	3, 6, CX-7, DOHC, 16 Valves, FI, Turbo, Gas, MZR, Chain Driven Cams, Oil Pan, T/C & VVT Solenoid Installed, Triangle Lobe at Intake Cam Rear	L3K9	T5251	MA345
2.3 / 2260	L4	10-06	3, 4, L	3, 5, DOHC, 16 Valves, FI, Naturally Aspirated, Gas, V.C.T. on Intake Cam, 6 Tooth Reluctor at End & VIN 3 or 4, V.C.T. on Intake Cam, 6 Tooth Reluctor at End	6M8G-AC, L501	T5251/L3G7	MA350
2.3 / 2260	L4	08-06		6, DOHC, 16 Valves, FI, Naturally Aspirated, Gas, T/C Cover Cast #6M8G-AD, V.C.T. on Intake Cam, 30 Tooth Crank Trigger	6M8G-AC	6M8G-AD	MA355
2.3 / 2260	L4	07-04		3, 5, DOHC, 16 Valves, FI, Naturally Aspirated, Gas, Automatic Trans. Application, V.C.T. on Intake Cam, 5 Tooth Reluctor on End	3L8G-AC, 3S4G-AA	T5251	MA360



ENGINE LONG BLOCK								
LITER / CID	CYL	YEAR	VIN	DESCRIPTION	HEAD CAST #	BLOCK CAST #	ENGINE PART #	
2.3 / 2260	L4	07-04		3, 5, DOHC, 16 Valves, FI, Naturally Aspirated, Gas, Automatic Trans. Application, V.C.T. on Intake Cam, 5 Tooth Reluctor on End	3L8G-AC, 3S4G-AA	T5251	MA360	
2.3 / 2260	L4	07-04		3, 5, DOHC, 16 Valves, FI, Naturally Aspirated, Gas, Man Trans, V.C.T. on Intake Cam, 5 Tooth Reluctor on End	3L8G-AC, 3S4G-AA	T5251	MA365	
2.3 / 2260	L4	05		6, DOHC, 16 Valves, FI, Naturally Aspirated, Gas, PZEV engine, low emissions CA, Auto Trans, T/C Cast #3M4G-CA, 25 Tooth Crank Trigger	3L8G-AC, 3S4G-AA	5L8G-AF	MA370	
2.3 / 2260	L4	05		6, DOHC, 16 Valves, FI, Naturally Aspirated, Gas, Cali. Engine, Manual Trans, Fed Engine, Manual & Automatic Trans, 35 Tooth Crank Trigger	3L8G-AC, 3S4G-A	5L8G-AF	MA375	
2.3 / 2260	L4	04-03		6, DOHC, 16 Valves, FI, Naturally Aspirated, Gas, V.V.T., NON-PZEV, 35 Tooth Crank Trigger	3L8G-AC, 3S4G-A	3M4G-AM	MA380	
2.3 / 2294	L4	01	D	B2300, DOHC, 16 Valves, FI, Naturally Aspirated, Gas, Engine Code 1G870AA or 1G270AA ONLY	1S7G-BT/BV/BU	1L5G-BA, 4L5G-AB	MA385	
2.3 / 2295	L4	97-95	A	B2300, SOHC, 8 Valves, FI, Naturally Aspirated, Gas, Dual Spark Plugs, 6mm Thermo Hsng Bolts, Tlming Gears Belt & Tensioner Installed	F57E-E11C, F5JL, F87E	F57E-DC, F77E	MA390	
2.3 / 2295	L4	94	A	B2300, SOHC, 8 Valves, FI, Naturally Aspirated, Gas, Dual Spark Plugs, Timing Gears Belt & Tensioner Installed	E89E-AB, E97E-BA, F2	E89E-AD	MA395	
2.3 / 2300	L4	10-04	D	B2300, DOHC, 16 Valves, FI, Naturally Aspirated, Gas, T/C CAST#1L5G-AG	1S7G-BT/ BU/ BV	4L5G-BA	MA400	
2.3 / 2300	L4	03	D	B2300, DOHC, 16 Valves, FI, Naturally Aspirated, Gas, Engine Code 1G-270AA or 1G271AA ONLY	1S7G-BT/ BU/ BV	1L5G-BA, 4L5G-BA	MA405	
2.3 / 2300	L4	02	D	B2300, DOHC, 16 Valves, FI, Naturally Aspirated, Gas, Engine Code 1G870AA or 1G270AA ONLY	1S7G-BT/BV/BU	1L5G-BA, 4L5G-AB	MA410	
2.5 / 152	L4	14	3, 5	3, 6, DOHC, 16 Valves, FI, Naturally Aspirated, Gas, Chain Drive Cams w/VVT		PY	MA415	
2.5 / 152	L4	12-09	5, 6, A, H, L, M	3, 5, 6, CX-7, DOHC, 16 Valves, FI, Naturally Aspirated, Gas, LSX, T/C Cast #6M8G-6059-AF, L3AW, V.V.T. on Intake	8E5E-AA, 8E5G-AA, L501	8E5G-6015-AA, T5251	MA420	
2.5 / 152	L4	11-09	7	Tribute, DOHC, 16 Valves, FI, Naturally Aspirated, Gas, Non-Hybrid Engine, T/C Cast #9E5E-6059-AA	8E5G/8E5E-6090-AA/AB	8E5G-6015-AD	MA425	
2.5 / 152	L4	09	3	Tribute, DOHC, 16 Valves, FI, Naturally Aspirated, Electric/Gas, Hybrid			MA430	
2.5 / 2492	L4	01-98	C	B2500, SOHC, 8 Valves, FI, Naturally Aspirated, Gas, 8mm Thermo Hsng Blts, Timing Gears Belt & O/P Installed, Dual Spark Plugs	F57E-E11C, F87E	F77E-AA, F87E-AB, 25L	MA435	



ENGINE LONG BLOCK								
LITER / CID	CYL	YEAR	VIN	DESCRIPTION	HEAD CAST #	BLOCK CAST #	ENGINE PART #	
<b>MAZDA [continued]</b>								
2.5 / 2492	L4	01-98	C	B2500, SOHC, 8 Valves, FI, Naturally Aspirated, Gas, 6mm Thermo Hsng Bolts, Timing Gears Belt & O/P Installed, Dual Spark Plugs	F57E-E11C, F87E	F77E-AA, F87E-AB, 25L	MA440	
2.5 / 2497	V6	02-97		626, DOHC, 24 Valves, FI, Naturally Aspirated, Gas, OVAL INTAKE PORTS, CAM SENSOR MOUNTS TO FRONT OF RIGHT HEAD, CRANK SENSOR MOUNTS TO OIL PUMP, Timing Gears Belt & Tensioner Installed		KL	MA445	
2.5 / 2497	V6	02-96		Millenia, DOHC, 24 Valves, FI, Naturally Aspirated, Gas, OVAL INTAKE PORTS, NO CAM SENSOR, Timing Gears Belt & Tensioner Installed, NOT EQUIPPED WITH OIL COOLER PIPE	KL-101, KL-1A1	KL	MA450	
2.5 / 2497	V6	01		MPV, DOHC, 24 Valves, FI, Naturally Aspirated, Gas, 8mm Knock Sensor, T/C & Oil Pan Installed	RF157E-DC	RF157E	MA455	
2.5 / 2497	V6	00		MPV, DOHC, 24 Valves, FI, Naturally Aspirated, Gas, 8mm Knock Sensor, T/C & Oil Pan Installed	F73E, YS2E	XU3E-6015-BA	MA460	
2.5 / 2497	V6	97-93		626, MX-6, Millenia, DOHC, 24 Valves, FI, Naturally Aspirated, Gas, OVAL INTAKE PORTS, NO CAM SENSOR, Timing Gears Belt & Tensioner Installed, WITH OIL COOLER PIPE		KL	MA465	
2.5 / 2497	V6	95		Millenia, DOHC, 24 Valves, FI, Naturally Aspirated, Gas, SQUARE INTAKE PORTS, NO CAM SENSOR, Timing Gears Belt & Tensioner Installed, WITH OIL COOLER PIPE	KL-101 / KL31-101, KL-1A1 / KL31-1A1	KL	MA470	
2.6 / 2555	L4	88-87		B2600, SOHC, 8 Valves, Carb, Naturally Aspirated, Gas, 1/83-4/86 Man. Trans. 13.25" Across Bellhousing, 5/86-89 Man or Auto Trans, Hydraulic Lifters in Rockers, Timing Cover & Oil Pump Installed		G54B	MA475	
2.6 / 2555	L4	88		B2600, SOHC, Carb, Naturally Aspirated, Gas, With Balance Shafts & Chain Drien Cam, T/C Installed Including O/P & Oil Pick-up Tube, 4WD	G6	G6	MA480	
2.6 / 2606	L4	94-89		MPV, SOHC, 12 Valves, FI, Naturally Aspirated, Gas, With Balance Shafts & Chain Driven Cam, T/C Installed Including O/P & Oil Pick-up Tube	G6	G6	MA485	
2.6 / 2606	L4	93-89		B2600, SOHC, 12 Valves, FI, Naturally Aspirated, Gas, Balance Shafts, Chain Driven Cam, Timing Cover & Oil Pump Installed with P/U Tube, RWD	G6	G6	MA490	
2.6 / 2606	L4	93-89		B2600, SOHC, 12 Valves, FI, Naturally Aspirated, Gas, With Balance Shafts & Chain Drien Cam, T/C Installed Including O/P & Oil Pick-up Tube, 4WD	G6	G6	MA495	
3.0 / 180	V6	97-88		929, MPV, SOHC, 18 Valves, FI, Naturally Aspirated, Gas, JE, Timing Gears Belt & Tensioner Installed, CHECK PRODUCTION DATE!	JE06	JE26	MA500	
3.0 / 180	V6	95-91		929, DOHC, 24 Valves, FI, Naturally Aspirated, Gas, JE, Timing Gears Belt & Tensioner Installed	JE48	JE48	MA505	
3.0 / 181	V6	11-09	G	Tribute, DOHC, 24 Valves, FI, Naturally Aspirated, Flex & Gas, 99G, W/P Pulley to Left Exhst Cam End, With V.V.T.	9L8E-6090-BF, 9L8E-6C064-BE		MA510	
3.0 / 181	V6	09-08	1	Tribute, DOHC, 24 Valves, FI, Naturally Aspirated, Gas, Left Rear Exhst Cam Drive Water Pump, T-Cover Cast #8L8E-CA/AA With Motor Mount	3M4E-CE	6E5E-AA	MA515	
3.0 / 181	V6	08-03	D	6, DOHC, 24 Valves, FI, Naturally Aspirated, Gas, AJ, V.V.T. on Intake Cams, T/C Cast #3M4E-6C068-BE/BF, W/P on Left Exhst Cam End	3M3E-609-CC/ CD/ CE, 3M4E-6C064-CC/ CD/ CE	XW4E-BA, 6E5E, 4F1E, 3W4E	MA520	
3.0 / 181	V6	06-04		MPV, DOHC, 24 Valves, FI, Naturally Aspirated, Gas			MA525	
3.0 / 181	V6	06	1	Tribute, DOHC, 24 Valves, FI, Naturally Aspirated, Gas, W/P off Lft Exhst Cam Rear, Eng. Code 6G758AA, Separate Front Motor Mount, Not on T/C	3M4E-CE	6E5E-AA	MA530	
3.0 / 181	V6	06-05	1	Tribute, DOHC, 24 Valves, FI, Naturally Aspirated, Gas, W/P off Left Intake Cam Rear, Eng. Code 5G-758AA/AB/AC thru 3/06	3L8E-6C064-BB	6E5E-6015-AA	MA535	
3.0 / 181	V6	04-01	1	Tribute, DOHC, 24 Valves, FI, Naturally Aspirated, Gas, Chain Driven Cams, T/C Installed Cast #157E, No Oil Cooler, Customer Must Reuse or Supply Their Own Oil Cooler	3L8E-BB, YF1E-FC, YL8E-DB/BB	XW4E-AD/BA, 4F1E-AA	MA540	
3.0 / 181	V6	04-01	1	Tribute, DOHC, 24 Valves, FI, Naturally Aspirated, Gas, T/C, Oil Pan & V/C Installed, T/C Cast #157E, Without Oil Cooler. Customer Must Reuse or Supply Their Own Oil Cooler	3L8E-BB, YF1E-FC, YL8E-BB	XW4E, 4F1E-AA	MA545	
3.0 / 181	V6	03-02		MPV, DOHC, 24 Valves, FI, Naturally Aspirated, Gas, AJ, Includes Timing Cover & Oil Pan	4L8E-6C064-BB, YF1E-FC	XW4E-6015-BA	MA550	
3.0 / 182	V6	08-02	U	B3000, OHV, 12 Valves, FI, Naturally Aspirated, Gas, Roller Cam	F6DA-GC	2F1E	MA555	
3.0 / 182	V6	08-02	U	B3000, OHV, 12 Valves, FI, Naturally Aspirated, Gas, With Oil Pan, T/C & V/C Installed, Roller Cam	F6DA-GC, F6DE	2F1E, 3F1E-AA	MA560	
3.0 / 182	V6	03-02	V	B3000, OHV, 12 Valves, FI, Naturally Aspirated, Flex	F6DE-EB	2F1E, 3F1E-AA	MA565	
3.0 / 182	V6	01, 99	U	B3000, OHV, 12 Valves, FI, Naturally Aspirated, Gas, Roller Cam	F6DE-GA/GC	XF1E	MA570	
3.0 / 182	V6	01-99	V	B3000, OHV, 12 Valves, FI, Naturally Aspirated, Flex, With Roller Cam, Can Use DFW4 or DFW5	F6DE-EB	XF1E	MA575	
3.0 / 182	V6	01-99	V	B3000, OHV, 12 Valves, FI, Naturally Aspirated, Flex, Includes Timing Cover & Oil Pan - No Valve Covers, Roller Cam, Heart Shape Chamber, RWD	F6DE, F6DE-EB	XF1E	MA580	
3.0 / 182	V6	98-95	U	B3000, OHV, 12 Valves, FI, Naturally Aspirated, Gas, With Roller Cam, 5 Counter Weights on Crank	E6AE-HB, F6DE-GA	F58E, F6DE, F6AE	MA585	



ENGINE LONG BLOCK								
LITER / CID	CYL	YEAR	VIN	DESCRIPTION	HEAD CAST #	BLOCK CAST #	ENGINE PART #	
<b>MAZDA [continued]</b>								
3.0 / 182	V6	94	U	B3000, OHV, 12 Valves, FI, Naturally Aspirated, Gas, Roller Cam	AH, E6AE-AG	E9DE, F2DE	MA590	
3.7 / 227	V6	12-10	B	6, CX-9, DOHC, 24 Valves, FI, Naturally Aspirated, Gas, Prod. from 12/14/10, w/ V.V.T. on Intake Cams & Silent Chain, w/ V.V.T. on Intake Cams, T/C Cast #7T4E-6C086-GE/GG	CA01 L, CA01 R	CA	MA595	
3.7 / 227	V6	10-08	B	6, CX-9, DOHC, 24 Valves, FI, Naturally Aspirated, Gas, Prod. thru 12/14/10, w/ V.V.T. on Intake Cams & Roller Chain, w/ V.V.T. on Intake Cams, T/C Cast #7T4E-6C086-GE/GG	CA01 L1, CA01 R1	CA	MA600	
4.0 / 4016	V6	10-07	E	B4000, SOHC, 12 Valves, FI, Naturally Aspirated, Gas, No Balance Shaft, No Oil Spraybar	6L2E, 8L2E	1L2E, 5L2E	MA605	
4.0 / 4016	V6	07-01	E	B4000, SOHC, 12 Valves, FI, Naturally Aspirated, Gas, No Balance Shaft, Oil Spraybar Over Cam	1L2E, 6L2E, 8L2E	1L2E, 5L2E	MA610	
4.0 / 4016	V6	07-01	E	B4000, SOHC, 12 Valves, FI, Naturally Aspirated, Gas, Includes T/C, Oil Pan & Front Crank Pulley, No Balance Shaft	1L2E, 6L2E, 8L2E	1L2E	MA615	
4.0 / 4016	V6	00-99	X	B4000, OHV, 12 Valves, FI, Naturally Aspirated, Gas, 8 Bolt Flywheel	98TM	97TM	MA620	
4.0 / 4016	V6	98	X	B4000, OHV, 12 Valves, FI, Naturally Aspirated, Gas, 8 BOLT FLYWHEEL, WITH OR WITHOUT EGR	95, 96, 97, 98TM	97TM-AB	MA625	
4.0 / 4016	V6	97	X	B4000, OHV, 12 Valves, FI, Naturally Aspirated, Gas, WITH OR WITHOUT EGR, 8 BOLT FLYWHEEL	95, 96, 97, 98TM	97TM-AB	MA630	
4.0 / 4016	V6	96-95	X	B4000, OHV, 12 Valves, FI, Naturally Aspirated, Gas, WITH OR WITHOUT EGR	95TM, 96TM, 97TM	95TM-AB	MA635	
4.0 / 4016	V6	94-91	X	B4000, Navajo, OHV, 12 Valves, FI, Naturally Aspirated, Gas, MANUAL TRANS. & Manual or Automatic	90TM, 92TM, 93TM, 94TM	90TM	MA640	
4.0 / 4016	V6	92-91	X	Navajo, OHV, 12 Valves, FI, Naturally Aspirated, Gas, No Valley Pan Gasket, Auto. Trans.	90TM-BE, 92TM, 93TM, 94TM	90TM-AB	MA645	