



ENGINE LONG BLOCK

LITER / CID	CYL	YEAR	VIN	DESCRIPTION	HEAD CAST #	BLOCK CAST #	ENGINE PART #
NISSAN							
1.6 / 97	L4	99-95	A	200SX, Sentra, DOHC, 16 Valves, FI, Naturally Aspirated, Gas, GA16DE, B14U & B14X Chassis & B14U & B14X Chassis, From 11/94 & B14U & B14X Chassis, From 2/95 & B14U & B14X Chassis, To 12/99, Timing Cover & Oil Pump Installed	0M6	1M2, GA16DE	NI105
1.6 / 97	L4	94-91	E	NX, Sentra, DOHC, 16 Valves, FI, Naturally Aspirated, Gas, GA16DE, B-13 Chassis, Timing Cover & Oil Pump Installed	57Y	57Y, GA16DE	NI110
1.6 / 97	L4	90-89	G	Pulsar NX, Sentra, SOHC, 12 Valves, FI, Naturally Aspirated, Gas, GA16I, HYDRAULIC LIFTER, TIMING COVER AND OIL PUMP INSTALLED	84A	GA16, 84A	NI115
1.6 / 98	L4	13-12		Versa, DOHC, 16 Valves, FI, Naturally Aspirated, Gas, HR16DE, Dual Injector Head, CVTCS on Intake Cam	1KT	HR16DE, 3AB	NI120
1.6 / 1597	L4	88-86		Pulsar NX, Sentra, SOHC, 8 Valves, Naturally Aspirated, Gas, Valve Cover Mounts to Head	33M	E16, 11M	NI125
1.6 / 1597	L4	87		Pulsar NX, DOHC, FI, Naturally Aspirated, Gas, CA16DE, 16 Valve, BELT DRIVE, FROM 9/86 UP TO 8/87	55M, 85M	CA16DE	NI130
1.6 / 1597	L4	86-83	M, P	Pulsar NX, Sentra, SOHC, Carb, Naturally Aspirated, Gas, E16, VALVE COVER BOLTS TO ROCKER SHAFT	31M, N47	E16, 11M	NI135
1.6 / 1598	L4	15-14		Versa, Versa Note, DOHC, 16 Valves, FI, Naturally Aspirated, Gas, HR16DE	3AB	HR16, 3HC	NI140
1.6 / 1598	L4	13-12		Versa, DOHC, 16 Valves, FI, Naturally Aspirated, Gas, HR16DE	1KT	HR16DE, 3AB	NI145
1.6 / 1598	L4	10-09		Versa, DOHC, 16 Valves, FI, Naturally Aspirated, Gas, HR16DE	EEO	HR16DE, ED0	NI150
1.6 / 1618	L4	12-11		Juke, DOHC, 16 Valves, FI, Turbo, Gas, MR16DDT, CVTCS ON BOTH CAMS		MR16DDT	NI155
1.8 / 110	L4	14-13		Sentra, DOHC, 16 Valves, FI, Naturally Aspirated, Gas, MRA8DE, Alum Block & Heads With CVTCS & With CVTCS	3RC	M18, 3RC	NI160
1.8 / 1798	L4	12-07		Versa, DOHC, 16 Valves, FI, Naturally Aspirated, Gas, MR18DE, CVTCS & WITH CVTCS	ELO	MR18, EM5	NI165
1.8 / 1798	L4	12-09		Cube, DOHC, 16 Valves, FI, Naturally Aspirated, Gas, MR18DE, CVTCS	ED8	MR18, EN1	NI170
1.8 / 1809	L4	06-02		Sentra, DOHC, 16 Valves, FI, Naturally Aspirated, Gas, QG18DE	8U3	5M0	NI175
1.8 / 1809	L4	02-00		Sentra, DOHC, 16 Valves, FI, Naturally Aspirated, Gas, QG18DE, Chain Driven Cams, Timing Cover & Oil Pump Installed	5M0	5M0	NI180
2.0 / 122	L4	12-07		Sentra, DOHC, 16 Valves, FI, Naturally Aspirated, Gas, MR20DE, CVTCS on Intake	ELO	MR20, EM5	NI185
2.0 / 122	L4	88-86	H	Multi, FI, Naturally Aspirated, Gas, CA20E, Distributor By #1 Cylinder, Adjustable Rockers, Timing Gears Belt & Tensioner Installed	02F	CA20E, V54	NI190
2.0 / 122	L4	88-86	H	Multi, SOHC, 8 Valves, FI, Naturally Aspirated, Gas, CA20E, Distributor @ #4 Cyl, Auto Trans, Hydraulic Rockers, Oil Cooler Mount on Block Around Oil Filter Location, Timing Gears Belt & Tensioner Installed	02E	CA20, V54	NI195
2.0 / 1974	L4	89-86	H	Stanza, SOHC, 8 Valves, FI, Naturally Aspirated, Gas, CA20E, Distributor @ #4 Cyl, Auto Trans, Hydraulic Rockers, Oil Cooler Mount on Block Around Oil Filter Location, Timing Gears Belt & Tensioner Installed	02E	CA20, V54	NI200
2.0 / 1974	L4	87-84	H, P	200SX, Stanza, SOHC, 8 Valves, FI, Naturally Aspirated, Gas, CA20E, Distributor By #1 Cylinder, Adjustable Rockers, Timing Gears Belt & Tensioner Installed	02F	CA20E, V54	NI205
2.0 / 1997	L4	15-13		NV200, DOHC, 16 Valves, FI, Naturally Aspirated, Gas, MR20DE, CVTCS on Intake	ELO	MR20, EM5	NI210
2.0 / 1998	L4	01-99		Sentra, DOHC, 16 Valves, FI, Naturally Aspirated, Gas, SR20DE, Aluminum Block & Head, Intake Manifold Surface Straight/90 Degree From Block, Timing Cover & Oil Pump Installed, From 1/00 THRU 8/01	2J2	4M8, 2J2	NI215
2.0 / 1998	L4	99-93	B, G	200SX, Sentra, DOHC, 16 Valves, FI, Naturally Aspirated, Gas, SR20DE, Aluminum Block & Head, Intake Manifold Surface Straight/90 Degree From Block, Timing Cover & Oil Pump Installed, 8/93 thru 12/99	94Y	53J	NI220
2.0 / 1998	L4	93-91	G	NX, Sentra, DOHC, 16 Valves, FI, Naturally Aspirated, Gas, SR20DE, Aluminum Block & Head, Intake Manifold Surface Angled Up, Timing Cover & Oil Pump Installed	53J	SR20	NI225
2.2 / 2187	L4	83-81	M, R	200SX, 720, SOHC, 8 Valves, Carb & FI, Naturally Aspirated, Gas, Z22 & Z22E, From 7/81, TIMING COVER & OIL PUMP INSTALLED & TIMING COVER AND OIL PUMP INSTALLED	N856, T83	Z22, 06W	NI230
2.4 / 2389	L4	07-98		Camiones, Frontier, Urvan, Xterra, DOHC, 16 Valves, FI, Naturally Aspirated, Gas, KA24DE, Distributor in Timing Cover, A/T Apps Use OEM Bushing #12330-E3000 & A/T Apps Use OEM Bushing #12330-E3000, Timing Cover & Oil Pump Installed	F45	F45, KA24DE	NI235
2.4 / 2389	L4	01-99		Altima, DOHC, 16 Valves, FI, Naturally Aspirated, Gas, KA24DE, Distributor in Rear of Head, A/T Apps Use OEM Bushing #12330-42L00, Timing Cover & Oil Pump Installed, Prod. From 8/99 thru 8/01	0Z8, 9E0	0Z0, 1E4, KA24DE	NI240
2.4 / 2389	L4	99-97	B, D	Altima, DOHC, 16 Valves, FI, Naturally Aspirated, Gas, KA24DE, Distributor in Rear of Head, A/T Apps Use OEM Bushing #12330-42L00, Timing Cover & Oil Pump Installed, Prod. From 6/97 thru 8/99	9E0	1E4, KA24DE	NI245
2.4 / 2389	L4	98-94	A, M	240SX, DOHC, 16 Valves, FI, Naturally Aspirated, Gas, KA24DE, Distributor in Timing Cover, A/T Apps Use OEM Bushing #12330-45L00, Timing Cover & Oil Pump Installed	355, 70F	70F, 5C0, KA24DE	NI250
2.4 / 2389	L4	97-93	B	Altima, DOHC, 16 Valves, FI, Naturally Aspirated, Gas, KA24DE, Distributor in Rear of Head, A/T Apps Use OEM Bushing #12330-42L00, Timing Cover & Oil Pump Installed & Timing Cover & Oil Pump Installed	1E4, 9E0	1E4, KA24DE	NI255




ENGINE LONG BLOCK							
LITER / CID	CYL	YEAR	VIN	DESCRIPTION	HEAD CAST #	BLOCK CAST #	ENGINE PART #
NISSAN [continued]							
2.4 / 2389	L4	97-96	S	Pickup, SOHC, 12 Valves, FI, Naturally Aspirated, Gas, KA24E, Distributor in Timing Cover 100mm Across Mount, Dipstick By #4 Cylinder, A/T Apps Use OEM Bushing #12330-E3000, Timing Cover & Oil Pump Installed	72P	T50, F45, KA24 or none	NI260
2.4 / 2389	L4	96-92	S	D21, Pickup, SOHC, 12 Valves, FI, Naturally Aspirated, Gas, KA24E, Wide Intake Ports, Dist in T/C 80mm Across Mount, Cali Emssns 7/92-1/96 & Cali Emssns 7/92-1/96, Fed Emssns 8/94-1/96, A/T Apps Use OEM Bushing #12330-E3000, T/C & Oil Pump Installed	72P	T50, F45, KA24 or none	NI265
2.4 / 2389	L4	95-90	F, H	Axxess, Stanza, SOHC, 12 Valves, FI, Naturally Aspirated, Gas, KA24E, Distributor in Rear of Head, A/T Apps Use OEM Bushing #12330-42L00, Timing Cover & Oil Pump Installed	40F	30R, 40R, KA24 or none	NI270
2.4 / 2389	L4	94-91	M	240SX, DOHC, 16 Valves, FI, Naturally Aspirated, Gas, KA24E, Distributor in Timing Cover, A/T Apps Use OEM Bushing #12330-45L00, Timing Cover & Oil Pump Installed	53F	53F, KA24DE	NI275
2.4 / 2389	L4	94-90	S	D21, SOHC, 12 Valves, FI, Naturally Aspirated, Gas, KA24E, Narrow Intake Ports, Dist. in T/C, Cali Emssns 8/89-7/92, Fed Emssn 8/89-8/94 & Fed Emssn 8/89-8/94, Auto Trans Apps Use OEM Bushing #12330-E3000, T/C & Oil Pump Installed	40F	KA24, T50, F40, F45 or none	NI280
2.4 / 2389	L4	90-89	H	240SX, SOHC, 12 Valves, FI, Naturally Aspirated, Gas, KA24E, Distributor in Timing Cover, Dipstick By #2 Cylinder, A/T Apps Use OEM Bushing #12330-45L00, Timing Cover & Oil Pump Installed	40F	KA24, 40F or none	NI285
2.4 / 2389	L4	90	H	Axxess, SOHC, 12 Valves, FI, Naturally Aspirated, Gas, KA24E, Dist. End of Head, 1/89-12/89 Prod., AWD	40F	KA24, 30R, 40R, OR NONE	NI290
2.4 / 2389	L4	89-86	N, S	720, D21, Pathfinder, Van, SOHC, 8 Valves, FI, Naturally Aspirated, Gas, Z24 & Z24I, Left Rear Dipstick & Left Rear Dipstick, For Carb use #324A, T/C, Oil Pump & Distributor Drive Installed	0W, 10W, W04	Z24, 10W	NI295
2.4 / 2389	L4	85-83	N	720, SOHC, 8 Valves, Carb, Naturally Aspirated, Gas, Z24, From 11/82, Left Rear Dipstick & Left Rear Dipstick, T/C, Oil Pump & Distributor Drive Installed, F.I. use PN #324B	0W, 10W, W04	Z24, 10W	NI300
2.5 / 152	L4	13		Altima, DOHC, 16 Valves, FI, Naturally Aspirated, Gas, QR25, Dual V.V.T., 3 Solenoids on T/C	3TA	3KY	NI305
2.5 / 152	L4	12-11		Cabstar, DOHC, 16 Valves, FI, Turbo, Diesel, YD25DDTi			NI310
2.5 / 2488	L4	14		Pathfinder, DOHC, 16 Valves, FI, Supercharged, Electric/Gas, QR25DER			NI315
2.5 / 2488	L4	08		Cabstar, Cabstar E, DOHC, 16 Valves, FI, Turbo, Diesel, YD25DDTi			NI320
2.5 / 2500	L4	15-09		Frontier, DOHC, 16 Valves, FI, Naturally Aspirated, Gas, QR25DE, Open Bellhousing for Starter	MA0	QR25DE, EA0	NI325
2.5 / 2500	L4	14-12		Altima, DOHC, 16 Valves, FI, Naturally Aspirated, Gas, QR25DE, Dual V.V.T., 3 Solenoids on T/C, From 5/02	3TA	3KY	NI330
2.5 / 2500	L4	13-07		Rogue, Sentra, DOHC, 16 Valves, FI, Naturally Aspirated, Gas, QR25DE, VTC on Intake Cam, Bellhousing Open for Starter, From 2/07 & From 8/07	JA0	QR25DE, JA0	NI335
2.5 / 2500	L4	13, 09-06		Altima, DOHC, 16 Valves, FI, Naturally Aspirated, Gas, QR25DE, From 10/06, VTC on Intake Cam & VTC on Intake Cam	JA0	QR25DE, JA0	NI340
2.5 / 2500	L4	12-07		Sentra, DOHC, 16 Valves, FI, Naturally Aspirated, Gas, QR25DE, H.O. Camshafts	JA0	QR25DE	NI345
2.5 / 2500	L4	10-07		Altima, DOHC, 16 Valves, FI, Naturally Aspirated, Electric/Gas, QR25DE, VTC on Intake Cam, Hybrid Engine & Hybrid Engine, From 12/06	JA0	QR25DE, JA0	NI350
2.5 / 2500	L4	08-05		Frontier, DOHC, 16 Valves, FI, Naturally Aspirated, Gas, QR25DE, VTC on Intake Cam, Bellhousing Open for Starter, With Balance Shaft	EA0	EA0, QR25DE	NI355
2.5 / 2500	L4	06-02		Altima, Sentra, X-Trail, DOHC, 16 Valves, FI, Naturally Aspirated, Gas, QR25DE, From 10/01, Wlith Balance Shaft & From 8/01, Wlith Balance Shaft & Thru 8/06, Wlith Balance Shaft & Thru 9/06, Wlith Balance Shaft & With Balance Shaft, VTC on Intake Cam	8H3	6N2, QR25DE	NI360
2.5 / 2500	L4	06-05		X-Trail, DOHC, 16 Valves, FI, Naturally Aspirated, Gas, QR25DE, AWD	8H3	8H7	NI365
2.5 / 2500	L4	06-05		X-Trail, DOHC, 16 Valves, FI, Naturally Aspirated, Gas, QR25DE, Front Wheel Drive, FWD			NI370
2.5 / 2500	L4	06-02		Altima, Sentra, DOHC, 16 Valves, FI, Naturally Aspirated, Gas, QR25DE, w/ Oil Pan & Timing Cover, No Valve Cover, V.T.C on Intake Cam, From 10/01 & From 8/01 & Thru 10/06 & Thru 9/06	8H3	QR25DE, 6N2	NI375
2.6 / 156	L6	74	R	260Z, SOHC, 12 Valves, Carb, Naturally Aspirated, Gas, L26, Square Exhaust Ports Only!, REPLACEMENT ENG.	N42	L28E, F51	NI380
2.6 / 2565	L6	75	R	260Z, SOHC, 12 Valves, Carb, Naturally Aspirated, Gas, L26, Square Exhaust Ports Only!, REPLACEMENT ENG.	N42	L28E, F51	NI385
2.8 / 2753	L6	83-76	H	280Z, 280ZX, SOHC, 12 Valves, Naturally Aspirated, Gas, L28E, HEAD W/TEMP SENSOR. USE 321B IF THEY NEED HOLES FOR ALUMINUM STRUTS BETWEEN BLOCK AND BELLHOUSING FROM 7/80-83. ROUND EXHAUST PORTS.	N47	L28, N42	NI390
2.8 / 2753	L6	76-75	H	280Z, SOHC, 12 Valves, FI, Naturally Aspirated, Gas, L28E, Square Exhaust Ports Only!	N42	L28E, F51	NI395
3.0 / 181	V6	98-96	1, W	Quest, SOHC, 12 Valves, FI, Naturally Aspirated, Gas, VG30E, 32mm O.D. Crank Snout - 2 Keys, 'U' Shaped Oil Pump, Knock Sensor in Valley of Block, Timing Gears Belt & Tensioner Installed	85E	83G	NI400
3.0 / 181	V6	95-93	W	Quest, SOHC, 12 Valves, FI, Naturally Aspirated, Gas, VG30E, 25mm O.D. Crank Snout - 2 Keys, Oil Filter Mounts to Oil Pump, Timing Gears & Tensioner Installed	85E	83G, 88G	NI405



ENGINE LONG BLOCK

LITER / CID	CYL	YEAR	VIN	DESCRIPTION	HEAD CAST #	BLOCK CAST #	ENGINE PART #
NISSAN [continued]							
3.0 / 181	V6	95-90	H	D21, Pathfinder, SOHC, 12 Valves, FI, Naturally Aspirated, Gas, VG30E, 25mm O.D. Crank Snout - 2 Keys, V SHAPED OIL PUMP, KNOCK SENSOR IN VALLEY, W/P, Timing Gears Belt & Tensioner Installed	21V, 85E, V52, V52,21V	V52	NI410
3.0 / 181	V6	95	H	Pickup, SOHC, 12 Valves, FI, Naturally Aspirated, Gas, VG30E, 32mm O.D. Crank Snout - 2 Keys, From 8/95, 'V' Shaped Oil Pump, Knock Sensor in Valley of Block, W/P, Timing Gears Belt & Tensioner Installed, 4WD	85E	83G	NI415
3.0 / 181	V6	95	H	Pickup, SOHC, 12 Valves, FI, Naturally Aspirated, Gas, VG30E, 32mm O.D. Crank Snout - 2 Keys, 'U' Shaped Oil Pump, 8/94 - 1/96, Knock Sensor in Valley of Block, W/P, Timing Gears Belt & Tensioner Installed, RWD	85E	83G	NI420
3.0 / 181	V6	94-89	H	Maxima, SOHC, 12 Valves, FI, Naturally Aspirated, Gas, VG30E, 25mm O.D. Crank Snout - 2 Keys, 'U' Shaped Oil Pump, Knock Sensor in R/S of Block, Timing Gears Belt & Tensioner Installed	85E	85E	NI425
3.0 / 181	V6	94-90	H	D21, SOHC, 12 Valves, FI, Naturally Aspirated, Gas, VG30E, 25mm O.D. Crank Snout - 2 Keys, 'U' Shaped Oil Pump, Knock Sensor in Valley of Block, Timing Gears Belt & Tensioner Installed, RWD	85E	83G	NI430
3.0 / 181	V6	94-92	E	Maxima, DOHC, 24 Valves, FI, Naturally Aspirated, Gas, VE30DE, Chain Driven Cam & Chain Driven Cam, From 7/91 & Chain Driven Cam, Thru 3/94, Cast Iron Block, Timing Cover & Oil Pump Installed		VE30	NI435
3.0 / 181	V6	89-88	H	Pathfinder, SOHC, 12 Valves, FI, Naturally Aspirated, Gas, VG30I, 25mm O.D. Crank Snout - 2 Keys, 'V' Shaped Oil Pump, No Knock Sensor in Valley, W/P, Timing Gears Belt & Tensioner Installed	85E, V52,21V	21V, 85E	NI440
3.0 / 181	V6	88-87	H	200SX, Maxima, SOHC, 12 Valves, FI, Naturally Aspirated, Gas, VG30E, 25mm O.D. Crank Snout - 2 Keys, From 4/87, 'U' Shaped Oil Pump & Thru 3/ 88, 'U' Shaped Oil Pump & Thru 8/88, 'U' Shaped Oil Pump, Timing Gears & Tensioner Installed	21V, 85E, V52	21V, 85E	NI445
3.0 / 181	V6	87-85	H	200SX, Maxima, SOHC, 12 Valves, FI, Naturally Aspirated, Gas, VG30E, Short Crank Snout, 4 Boss Motor Mount, Timing Gears Belt & Tensioner Installed	21V, 85E, V52	V52	NI450
3.0 / 181	V6	87	H	Pathfinder, SOHC, 12 Valves, FI, Naturally Aspirated, Gas, VG30I, Short Crank Snout, 'V' Shape Oil Pump, 4 Boss Motor Mount, 7/86 - 4/87, W/P, Timing Gears Belt & Tensioner Installed	21V, 85E, V52, V52,21V	V52	NI455
3.0 / 182	V6	01-99		Maxima, DOHC, 24 Valves, FI, Naturally Aspirated, Gas, VQ30DE, Chain Driven Cam & Chain Driven Cam, From 4/99 & Chain Driven Cam, Thru 6/01, Aluminum Block & Head, Timing Gears Belt & Tensioner Installed	L-38U, R-38U	2Y9	NI460
3.0 / 182	V6	99-95	C	Maxima, DOHC, FI, Naturally Aspirated, Gas, VQ30DE, Chain Driven Cam & Chain Driven Cam, From 2/94 & Chain Driven Cam, Thru 4/99, Aluminum Block	L-38U, R-38U	38U	NI465
3.0 / 2960	V6	96-95	R	300ZX, DOHC, 24 Valves, FI, Naturally Aspirated, Gas, VG30DE, THE TIMING BELT IS NOT INSTALLED, BELT SUPPLIED NOT INSTALLED BECAUSE THE INTAKE MANIFOLD IS WHERE THE IDLER BOLTS TO	10Y	30P	NI470
3.0 / 2960	V6	96	H	Pickup, FI, Naturally Aspirated, Gas, VG30E, 32mm O.D. Crank Snout - 2 Keys, To 1/96, 'V' Shaped Oil Pump, Knock Sensor in Valley of Block, W/P, Timing Gears Belt & Tensioner Installed, 4WD	85E	83G	NI475
3.0 / 2960	V6	96	H	Pickup, FI, Naturally Aspirated, Gas, VG30E, 32mm O.D. Crank Snout - 2 Keys, 'U' Shaped Oil Pump, Knock Sensor in Valley of Block, W/P, Timing Gears Belt & Tensioner Installed, RWD	85E	83G	NI480
3.0 / 2960	V6	95-92	R	300ZX, DOHC, 24 Valves, FI, Naturally Aspirated, Gas, VG30DE, Head Cast #10Y, Wide Injector Holes, Timing Belt is Supplied, Not Installed, Prod From 7/92 Thru 7/95 300ZX Non-Turbo	10Y	30P	NI485
3.0 / 2960	V6	95-94	C	300ZX, DOHC, 24 Valves, FI, Turbo, Gas, VG30DETT, TWIN TURBO From 9/94 & TWIN TURBO Thru 7/95, THE TIMING BELT IS NOT INSTALLED, BELT SUPPLIED NOT INSTALLED BECAUSE THE INTAKE MANIFOLD IS WHERE THE IDLER BOLTS TO	48P	30P	NI490
3.0 / 2960	V6	94-90	C	300ZX, DOHC, 24 Valves, FI, Turbo, Gas, VG30DETT, TWIN TURBO & TWIN TURBO From 7/89 & TWIN TURBO Thru 9/94, TIMING BELT IS SUPPLIED BUT NOT INSTALLED, INTAKE MANIFOLD IS WHERE THE IDLER BOLTS TO	L-40P, R-40P	VG30, 30P	NI495
3.0 / 2960	V6	89-87	H	300ZX, D21, SOHC, 12 Valves, FI, Naturally Aspirated, Gas, VG30, 25mm O.D. Crank Snout - 2 Keys, 'U' Shaped Oil Pump & From 4/87, 'U' Shaped Oil Pump & Thru 8/89, 'U' Shaped Oil Pump, Timing Gears & Tensioner Installed	21V, 85E, V52	21V, 85E	NI500
3.0 / 2960	V6	89-88	H	D21, SOHC, 12 Valves, FI, Naturally Aspirated, Gas, VG30, 25mm O.D. Crank Snout - 2 Keys, 'V' Shaped Oil Pump, No Knock Sensor in Valley, W/P, Timing Gears Belt & Tensioner Installed, 4WD	85E, V52,21V	21V, 85E	NI505
3.0 / 2960	V6	89-87	C	300ZX, SOHC, 12 Valves, FI, Turbo, Gas, VG30T, Long Crank Snout, From 4/87	R-21V or L-V52	VG30, Cast 21V or V52, 85E	NI510
3.0 / 2960	V6	87-84	H	300ZX, SOHC, 12 Valves, FI, Naturally Aspirated, Gas, VG30, Short Crank Snout, 2 Boss Motor Mount, Timing Gears Belt & Tensioner Installed	21V, 85E, V52	V52	NI515

If you do not see your application make sure to call us as we constantly add new SKUs.



ENGINE LONG BLOCK							
LITER / CID	CYL	YEAR	VIN	DESCRIPTION	HEAD CAST #	BLOCK CAST #	ENGINE PART #
NISSAN [continued]							
3.0 / 2960	V6	87-84	H	300ZX, D21, SOHC, 12 Valves, FI, Naturally Aspirated, Gas, VG30, Short Crank Snout, 4 Boss Motor Mount, Timing Gears Belt & Tensioner Installed	21V, 85E, V52	V52	NI520
3.0 / 2960	V6	87-86	H	D21, SOHC, 12 Valves, FI, Naturally Aspirated, Gas, VG30, Short Crank Snout, 'V' Shape Oil Pump, 4 Boss Motor Mount, From 11/85 & 4 Boss Motor Mount, Thru 4/87, W/P, Timing Gears Belt & Tensioner Installed	21V, 85E, V52, V52,21V	V52	NI525
3.0 / 2960	V6	87-84	C	300ZX, SOHC, 12 Valves, FI, Turbo, Gas, VG30T, TURBO. SHORT CRANK SNOUT. 4/87-UP SEE 337		VG30	NI530
3.3 / 3275	V6	04-99		Frontier, Xterra, SOHC, 12 Valves, FI, Naturally Aspirated, Gas, VG33E, 'U' Shaped Oil Pump, Oil Filter Adapter is part of Pump Housing, W/P, Timing Gears Belt & Tensioner Installed	1W2, 0W0, 0W0,1W2	0W0	NI535
3.3 / 3275	V6	04-01		Frontier, Xterra, SOHC, 12 Valves, FI, Supercharged, Gas, VG33ER, W/P, Timing Gears Belt & Tensioner Installed	1W2, 0W0, 0W0,1W2	0W0	NI540
3.3 / 3275	V6	02-99		Quest, SOHC, 12 Valves, FI, Naturally Aspirated, Gas, VG33E, 'U' Shaped Oil Pump, Oil Filter Adapter is part of Pump Housing, Timing Gears Belt & Tensioner Installed, No W/P	0W0, 0W0,1W2, 1W2	0W0	NI545
3.3 / 3275	V6	00-96	A	Pathfinder, SOHC, 12 Valves, FI, Naturally Aspirated, Gas, VG33E, 'V' Shaped Oil Pump w/Oil Filter Adapter as part of Housing, W/P, Timing Gears Belt & Tensioner Installed	L-0W0, L-1W2, R-0W0, R-1W2	VG33, 0W0	NI550
3.5 / 3498	V6	15-14		Altima, Pathfinder, DOHC, 24 Valves, FI, Naturally Aspirated, Gas, VQ35DE	4GA	9HP	NI555
3.5 / 3498	V6	14-07		Altima, DOHC, 24 Valves, FI, Naturally Aspirated, Gas, VQ35DE, Chain Drive Cams, Large VTC Cover, Cam Trigger at end of Intake Cam	JA1	JA1	NI560
3.5 / 3498	V6	14-09		Maxima, DOHC, 24 Valves, FI, Naturally Aspirated, Gas, VQ35DE, V.V.T. on Each Cam, 4 Cam Sensors	9N0	VQ35DE, JA1	NI565
3.5 / 3498	V6	12-09	A	Murano, Quest, DOHC, 24 Valves, FI, Naturally Aspirated, Gas, VQ35DE, VTC on Intake Cams		JP0	NI570
3.5 / 3498	V6	12-10		Altima, DOHC, 24 Valves, FI, Naturally Aspirated, Gas, VQ35DE, VTC on Intake Cam	JA0	QR25DE, JA0	NI575
3.5 / 3498	V6	09-02		Altima, Maxima, Murano, Quest, DOHC, 24 Valves, FI, Naturally Aspirated, Gas, VQ35DE, From 5/03 & From 6/01 & From 7/02 & From 8/01	7Y0, 9J0, CD7, EA2, L- 8J1, R- 8J1	VQ35DE, 8J1, 9J0, 7Y0	NI580
3.5 / 3498	V6	09-07		350Z, DOHC, 24 Valves, FI, Naturally Aspirated, Gas, VQ35HR, 4 Cam Sensors & 4 Cam Sensors, From 11/06, Dual VVT	JK2, L-JA1, R-JA1	VQ35HR, EY0,EY3	NI585
3.5 / 3498	V6	07-03		350Z, DOHC, 24 Valves, FI, Naturally Aspirated, Gas, VQ35DE, CVTCS on Intake & Single CVTCS on Intake, 1 Cam Sensor Each Head & Auto Trans From 8/05 to 11/06 & Man Trans & Auto Trans 6/02 thru 8/05, Man Trans & Auto Trans 6/02 thru 8/05	CD7, L-8J1, R- 8J1	VQ35DE, CG0, AM6	NI590
3.5 / 3498	V6	07-04		350Z, DOHC, 24 Valves, FI, Naturally Aspirated, Gas, VQ35DE, MANUAL TRANSMISSION ONLY, Thru 11/06 & Manual Trans From 12/04, CVTCS, H.O. & Dual CVTCS, H.O.	CD7, L-AC7, R- AC7	VQ35DE, CG0, AM6	NI595
3.5 / 3498	V6	04-02		Pathfinder, DOHC, 24 Valves, FI, Naturally Aspirated, Gas, VQ35DE, From 7/02 & To 7/04	L-4W0, R-4W0	4W0, AM6	NI600
3.5 / 3498	V6	03-01		Pathfinder, DOHC, 24 Valves, FI, Naturally Aspirated, Gas, VQ35DE, Aluminum Block & Head, From 1/00 & Aluminum Block & Head, To 7/02, Chain Driven Cam, Timing Cover & Oil Pump Installed	4W0	4W0	NI605
3.7 / 3696	V6	14-09		370Z, DOHC, 24 Valves, FI, Naturally Aspirated, Gas, VQ37VHR, (CVTCS) Continous Variable Valve Timing Control System, 4 Cams Driven by Chain	L-EY0, R-EY0	VQ37VHR	NI610
3.8 / 3799	V6	10-09		GT-R, DOHC, 24 Valves, Turbo, Gas, VR38DETT, (CVTCS) Continuous Variable Valve Timing Control System		VR38DETT	NI615
4.0 / 3954	V6	14-05		Frontier, NV1500, NV2500, NV3500, Pathfinder, Xterra, DOHC, 24 Valves, FI, Naturally Aspirated, Gas, VQ40DE, CVTCS	L-EA2, R-EA2	VQ40DE, EA2	NI620
5.6 / 5552	V8	10-07		Armada, Pathfinder, Titan, DOHC, 32 Valves, FI, Naturally Aspirated, Flex & Gas, VK56DE, From 4/07 & From 8/06	ZE0	VK56DE, 7S0	NI625
5.6 / 5552	V8	06-04		Armada, Pathfinder Armada, Titan, DOHC, 32 Valves, FI, Naturally Aspirated, Flex & Gas, VK56DE, From 10/03 & From 8/04 & Thru 8/06	ZH2L, ZH2R	VK56, 7S030	NI630