



ENGINE LONG BLOCK

LITER / CID	CYL	YEAR	VIN	DESCRIPTION	HEAD CAST #	BLOCK CAST #	ENGINE PART #
TOYOTA							
1.5 / 1452	L4	88-80	A	Tercel, SOHC, 8 Valves, Carb, Naturally Aspirated, Gas, 1AC & 3AC, With P/S & A/C Holes in Head & Block, Timing Gears Belt & Tensioner Installed			TO105
1.5 / 1456	L4	94-90	E	Tercel, SOHC, 12 Valves, FI, Naturally Aspirated, Gas, 3EE, 8.346" Center to Center Bolts for Fuel Rail Mount, Timing Gears Belt & Tensioner Installed, If 8.740" Fuel Rail Mount Use 832A	3E	3E	TO110
1.5 / 1456	L4	90-87	E	Tercel, SOHC, 12 Valves, Carb, Naturally Aspirated, Gas, 3E, Timing Gears Belt & Tensioner Installed, 8/86 to 9/90 Prod Only, For F.I. Apps See 832A & 832B	3E	3E	TO115
1.5 / 1456	L4	90	E	Tercel, SOHC, 12 Valves, FI, Naturally Aspirated, Gas, 3EE, 8.740" Center to Center Fuel Rail Mount, Timing Gears Belt & Tensioner Installed, If 8.346" Fuel Rail Mount Use 832B	3E	3E	TO120
1.5 / 1497	L4	15-00		Echo, Yaris, DOHC, 16 Valves, FI, Naturally Aspirated, Gas, 1NZFE, Chain Driven Cams, Timing Cover Installed	1NZ	1NZ	TO125
1.5 / 1497	L4	09-01		Prius, DOHC, 16 Valves, FI, Naturally Aspirated, Electric/Gas, 1NZFXE, VVT-I, WIDE ANGLE INTAKE CAM LOBES, CHAIN DRIVEN CAMS, TIMING COVER INSTALLED	NZ	1NZFE	TO130
1.5 / 1497	L4	99-94	C, E	Paseo, Tercel, DOHC, 16 Valves, FI, Naturally Aspirated, Gas, 5EFE, Belt & Gear Driven Cams, No Distributor, Cam Angle Sensor Mounts to Head, Crank Angle Sensor Mounts to Oil Pump & Crank Sensor Mounts to Oil Pump, Timing Gears Belt & Tensioner Installed	5EFE	5E	TO135
1.5 / 1497	L4	95-92	E	Paseo, DOHC, 16 Valves, FI, Naturally Aspirated, Gas, 5EFE, Distributor Mounts in End of Head, Timing Gears Belt & Tensioner Installed	5EF	5E	TO140
1.6 / 1587	L4	97-95	A	Corolla, DOHC, 16 Valves, FI, Naturally Aspirated, Gas, 4AFE, Injectors in Intake Manifold, EGR in Head, Crank Angle Sensor Mounts to Oil Pump, Timing Gears Belt & Tensioner Installed	7AFE	4A	TO145
1.6 / 1587	L4	95-92	A	Corolla, DOHC, 16 Valves, FI, Naturally Aspirated, Gas, 4AFE, Injectors in Intake Manifold, EGR in Head, Timing Gears Belt & Tensioner Installed	7AFE	4A	TO150
1.6 / 1587	L4	93-89	A	Celica, Corolla, DOHC, 16 Valves, FI, Naturally Aspirated, Gas, 4AFE & 4AGE, EGR in Head, Timing Gears Belt & Tensioner Installed, 8/89-9/92 COROLLA, NOT FOR 4x4 APPLICATIONS, FWD	4AFE	4A	TO155
1.6 / 1587	L4	93-88	A	Corolla, DOHC, 16 Valves, FI, Naturally Aspirated, Gas, 4AFE, Injectors in Head, EGR in Head, Timing Gears Belt & Tensioner Installed, 4WD Apps Only, AWD	4AFE	4A	TO160
1.6 / 1587	L4	91-89	A	Corolla, DOHC, 16 Valves, FI, Naturally Aspirated, Gas, 4AGE, Knock Sensor in Block, Timing Gears Belt & Tensioner Installed	4AG	4A	TO165
1.6 / 1587	L4	89-85	A	Corolla, MR2, DOHC, 16 Valves, FI, Naturally Aspirated, Gas, 4AGELC, Timing Gears Belt & Tensioner Installed	4AG	4A	TO170
1.6 / 1587	L4	89-87	A	Corolla, DOHC, 16 Valves, FI, Naturally Aspirated, Gas, 4AGE & 4AGEC, Timing Gears Belt & Tensioner Installed, Mount in Head Between Cam Sprockets	4AGE	4A	TO175
1.6 / 1587	L4	89-88	A	Corolla, DOHC, 16 Valves, Carb, Naturally Aspirated, Gas, 4AF, Belt & Gear Driven Timing, Timing Gears Belt & Tensioner Installed, Carb Apps Only, 2WD Applications Only	4AF	4A	TO180
1.6 / 1587	L4	88-83	A	Corolla, SOHC, 8 Valves, Carb, Naturally Aspirated, Gas, 4AC & 4ALC, Timing Gears Belt & Tensioner Installed, CONTOURED OR STRAIGHT VALVE COVER (MOD HEAD FOR APP) & Review Motor Mountings, Contoured or Straight Valve Cover (Modified Head for App), RWD	S-5-M	4A	TO185
1.8 / 107	L4	97-94	A, B	Celica, Corolla, DOHC, 16 Valves, FI, Naturally Aspirated, Gas, 7AFE, Injectors in Intake Manifold, EGR in Head, Crank Angle Sensor Mounts to Oil Pump, Timing Gears Belt & Tensioner Installed	7AFE	7A	TO190
1.8 / 107	L4	95-93	A	Celica, Corolla, DOHC, 16 Valves, FI, Naturally Aspirated, Gas, 7AFE, With E.G.R. Provision in Head, Timing Gears Belt & Tensioner Installed	7AFE	7A	TO195
1.8 / 110	L4	15-10		Prius, Prius V, DOHC, 16 Valves, FI, Naturally Aspirated, Electric/Gas, 2ZRFXE, V.V.T. on Intake	2ZR	2ZR	TO200
1.8 / 1794	L4	08-99	R	Corolla, Matrix, DOHC, 16 Valves, FI, Naturally Aspirated, Gas, 1ZZFE, With VVT-I (Variable Valve Timing) on Intake, No Bosses on Right Side for Drive Shaft, Chain Driven Cams, T/C Installed, 8/99 and Up, FWD	1ZZ	1ZZ	TO205
1.8 / 1794	L4	06-03	R	Matrix, DOHC, 16 Valves, FI, Naturally Aspirated, Gas, 1ZZFE, With VVT-I (Variable Valve Timing) on Intake, 4 Bosses/2 Dowel Holes on Right Side Block, Chain Driven Cams, T/C Installed, AWD	1ZZ	1ZZ	TO210
1.8 / 1794	L4	05-00	R	Celica, MR2 Spyder, DOHC, 16 Valves, FI, Naturally Aspirated, Gas, 1ZZFE, With VVT-I (Variable Valve Timing) on Intake, Bosses on Right Side of Block to Mount Driveshaft Center Bearing, Chain Driven Cams, T/C Installed, FWD	1ZZ	1ZZ	TO215
1.8 / 1794	L4	99-98	R	Corolla, DOHC, 16 Valves, FI, Naturally Aspirated, Gas, 1ZZFE, Aluminum Block & Head, Chain Driven Cams, NO V.V.T., Timing Cover Installed	1ZZ	1ZZ	TO220
1.8 / 1795	L4	06-03		Celica, Corolla, Matrix, DOHC, 16 Valves, FI, Naturally Aspirated, Gas, 2ZZGE, With VVT-I on Intake, A.I.R. Holes Over Exhaust Ports, Chain Driven Cam, T/C Installed	2ZZ	2ZZ	TO225




ENGINE LONG BLOCK

LITER / CID	CYL	YEAR	VIN	DESCRIPTION	HEAD CAST #	BLOCK CAST #	ENGINE PART #
TOYOTA [continued]							
1.8 / 1795	L4	03-00		Celica, Matrix, DOHC, 16 Valves, FI, Naturally Aspirated, Gas, 2ZZGE, With VVT-I (Variable Valve Timing) on Intake, Bosses on Right Side of Block to Mount Driveshaft Center Bearing, Chain Driven Cams, T/C Installed	2ZZ	2ZZ	TO230
1.8 / 1798	L4	15-09	L, U	Corolla, Matrix, DOHC, 16 Valves, FI, Naturally Aspirated, Gas, 2ZRFE, Dual V.V.T.	2ZR	2ZR	TO235
1.8 / 1798	L4	15-14	P	Corolla, DOHC, 16 Valves, FI, Naturally Aspirated, Gas, 2ZRFAE, Valve-matic CVTi-S			TO240
2.0 / 122	L4	03-01		RAV4, DOHC, 16 Valves, FI, Naturally Aspirated, Gas, 1AZFE, With VVT-I, Chain Driven Cams, Aluminum Block & Head	AZ	1AZ	TO245
2.0 / 122	L4	00-98		RAV4, DOHC, 16 Valves, FI, Naturally Aspirated, Gas, 3SFE, Cali Emissions, AIR Shrouded Injectors, Crank Sensor Mounts to Oil Pump, Cam Sensor Mounts to Front of Head, AWD	5S/3SF	3S	TO250
2.0 / 122	L4	00-98	P	RAV4, DOHC, 16 Valves, FI, Naturally Aspirated, Gas, 3SFE, Fed. Emissions, 8 Bolt Flywheel, Crank Sensor Mounts to Oil Pump, Cam Sensor Mounts to Front of Head, No Air Shrouded Injectors, AWD	5SF/3SF	3S	TO255
2.0 / 122	L4	00-98		RAV4, DOHC, 16 Valves, FI, Naturally Aspirated, Gas, 3SFE, Cali Emissions, No Distributor, Cam Sensor Mounts to Front of Head, AIR Shrouded Injectors, FWD	5S/3SF	3S	TO260
2.0 / 122	L4	00-98		RAV4, DOHC, 16 Valves, FI, Naturally Aspirated, Gas, 3SFE, Fed. Emissions, No Distributor, Cam Sensor Mounts to Front of Head, No Air Shrouded Injectors	5SF/3SF	3S	TO265
2.0 / 122	L4	97-96	P	RAV4, DOHC, 16 Valves, FI, Naturally Aspirated, Gas, 3SFE, 8 BOLT FLYWHEEL, CRANK SENSOR MOUNTS TO OIL PUMP, DISTRIBUTOR IN HEAD, WITH AIR SHROUDED INJECTORS	5SFE	3S	TO270
2.0 / 122	L4	97-96	P	RAV4, DOHC, 16 Valves, FI, Naturally Aspirated, Gas, 3SFE, Fed. & Ca. Emissions, Dist. In End of Head, With Air Shrouded Injectors, No Cam Position Sensor	5SFE	3S	TO275
2.0 / 122	L4	95-91	S	Celica, MR2, DOHC, 16 Valves, FI, Turbo, Gas, 3SGTE, 9 Bolt Exhaust Manifold	3SGTE	3S	TO280
2.0 / 122	L4	92-89	S	Celica, MR2, DOHC, 16 Valves, FI, Turbo, Gas, 3SGTE, Angle Fuel Rail Mount	3SGT	3S	TO285
2.0 / 122	L4	91-89	S	Camry, DOHC, 16 Valves, FI, Naturally Aspirated, Gas, 3SFE, 8 Bolt Flywheel, W/P, Timing Gears Belt & Tensioner Installed, 5/89 Thru 91 Celica & Camry (NOT FOR ALL TRAC)	3SFE	3S	TO290
2.0 / 122	L4	91-89	S	Camry, DOHC, 16 Valves, FI, Naturally Aspirated, Gas, 3SFE, 8 Bolt Flywheel, W/P, Timing Gears Belt & Tensioner Installed, 5/89 Thru 6/91 4WD ALL TRAC Camry ONLY, 4WD	3SFE	3S	TO295
2.0 / 122	L4	89-87	S	Camry, Celica, DOHC, 16 Valves, FI, Naturally Aspirated, Gas, 3SFE, 6 Bolt Flywheel, W/P, Timing Gears Belt & Tensioner Installed, 1986 thru 5/89 Production Dates	3SFE	3S	TO300
2.0 / 122	L4	89-88	S	Camry, DOHC, 16 Valves, FI, Naturally Aspirated, Gas, 3SFE, 6 Bolt Flywheel & ALL TRAC ONLY 10/87 thru 5/89, 6 Bolt Flywheel, W/P, Timing Gears Belt & Tensioner Installed, 4WD ALL TRAC ONLY 10/87 thru 5/89, 4WD	3SFE	3S	TO305
2.0 / 122	L4	89-88	S	Celica, DOHC, 16 Valves, FI, Turbo, Gas, 3SGTE, FLAT FUEL RAIL MOUNT	3SGT	3S	TO310
2.0 / 122	L4	85-84	Y	Van, OHV, 8 Valves, Naturally Aspirated, Gas, 3YEC, TIMING COVER INSTALLED	3Y	3Y	TO315
2.0 / 1995	L4	86-83	S	Camry, Celica, SOHC, 8 Valves, FI, Naturally Aspirated, Gas, 2SELC, W/P, Timing Gears Belt & Tensioner Installed	2SE	2S, 11411-74010	TO320
2.0 / 1998	L4	89-88	S	Celica, DOHC, 16 Valves, FI, Naturally Aspirated, Gas, 3SGELC, BELT DRIVE TIMING, INTERNAL EGR PORT, FROM 8/88	3SGE	3S	TO325
2.0 / 1998	L4	88-86	S	Celica, DOHC, 16 Valves, FI, Naturally Aspirated, Gas, 3SGELC, External E.G.R. From Exhaust Manifold to Intake, If Internal E.G.R. Use 828, 8-10mm Flywheel Bolts, w/Water Pump	3SGE	3S	TO330
2.2 / 2164	L4	01-96	G	Camry, Solara, DOHC, 16 Valves, FI, Naturally Aspirated, Gas, 5SFE, No Air Shrouded Injectors (Fed Emsns) & No Air Shrouded Injectors (Fed Emsns) From 6/98 & No Air Shrouded Injectors (Fed Emsns) From 7/96, Oil Pan Installed, Crank Sensor Mounts to Oil Pump, Knock Sensor in Block & Knock Sensor in Block, Cam Sensor Mount Front of Head, W/P, Timing Gears Belt & Tensioner Installed	5SF/3SF	5S	TO335
2.2 / 2164	L4	01-96	G	Camry, Solara, DOHC, 16 Valves, FI, Naturally Aspirated, Gas, 5SFE, Air Shrouded Injectors (CA Emsns) & Air Shrouded Injectors (CA Emsns) From 6/98 & Air Shrouded Injectors (CA Emsns) From 7/96, Oil Pan Installed, Crank Sensor Mounts to Oil Pump, Knock Sensor in Block & Knock Sensor in Block, W/P, Timing Gears Belt & Tensioner Installed	5S/3SF	5S	TO340
2.2 / 2164	L4	01-96	G	Camry, Solara, DOHC, 16 Valves, FI, Naturally Aspirated, Gas, 5SFE, Federal Emissions, w/Balance Shaft & From 7/96, Federal Emissions, w/Balance Shaft & Thru 7/01, Federal Emissions, w/Balance Shaft, Crank Sensor Mounts on O/P, Cam Sensor Mounts on Head, 45mm Thermo Housing		5S	TO345
2.2 / 2164	L4	99-95	G, S	Celica, DOHC, 16 Valves, FI, Naturally Aspirated, Gas, 5SFE, 45mm Thermo Housing, No Balance Shaft & 45mm Thermo Housing, No Balance Shaft, From 8/95 & 45mm Thermo Housing, No Balance Shaft, To 8/99, No Air Shrouded Injectors, Knock Sensor Mounts in Block, Crank Sensor Mounts to Oil Pump	5SFE	5S	TO350
2.2 / 2164	L4	99-95	G, S	Celica, DOHC, 16 Valves, FI, Naturally Aspirated, Gas, 5SFE, W/P, Timing Gears Belt & Tensioner Installed, AIR Shroud, Cali Emsns & AIR Shroud, Cali Emsns, From 8/95 & AIR Shroud, Cali Emsns, To 8/99	5SFE	5S	TO355




ENGINE LONG BLOCK							
LITER / CID	CYL	YEAR	VIN	DESCRIPTION	HEAD CAST #	BLOCK CAST #	ENGINE PART #
TOYOTA [continued]							
2.2 / 2164	L4	96-95	G, S	Camry, DOHC, 16 Valves, FI, Naturally Aspirated, Gas, 5SFE, No Air Shrouded Injectors (Fed Emsns) From 8/95 & No Air Shrouded Injectors (Fed Emsns) To 7/96, Oil Pan Installed, Crank Sensor Mounts to Oil Pump, Knock Sesnor in Block, W/P, Timing Gears Belt & Tensioner Installed	5SFE	5S	TO360
2.2 / 2164	L4	96-95	G, S	Camry, DOHC, 16 Valves, FI, Naturally Aspirated, Gas, 5SFE, Air Shrouded Injectors (CA Emsns) From 8/95 & Air Shrouded Injectors (CA Emsns) To 7/96, Oil Pan Installed, Crank Sensor Mounts to Oil Pump, Knock Sesnor in Block, W/P, Timing Gears Belt & Tensioner Installed	5SFE	5S	TO365
2.2 / 2164	L4	95-92	S	Camry, DOHC, 16 Valves, FI, Naturally Aspirated, Gas, 5SFE, From 6/91, No Air Shrouded Injectors & No Air Shrouded Injectors & Thru 8/95, No Air Shrouded Injectors, Oil Pan Installed, Knock Sensor in Block, W/P, Timing Gears, Belt & Tensioner Installed	5SFE	5S	TO370
2.2 / 2164	L4	95-91	S	Celica, MR2, DOHC, 16 Valves, FI, Naturally Aspirated, Gas, 5SFE, 45mm Thermo Housing, No Balance Shaft, No Air Shrouded Injectors, With Knock Sensor Mount in Block, W/P, Timing Gears, Belt & Tensioner Installed	5SFE	5S	TO375
2.2 / 2164	L4	95-93	S	Celica, DOHC, 16 Valves, FI, Naturally Aspirated, Gas, 5SFE, W/P, Timing Gears Belt & Tensioner Installed, AIR Shroud, Cali Emsns & AIR Shroud, Cali Emsns, From 9/93 & AIR Shroud, Cali Emsns, To 10/95	5SFE	5S	TO380
2.2 / 2164	L4	95-93	S	Camry, DOHC, 16 Valves, FI, Naturally Aspirated, Gas, 5SFE, From 8/93, With Air Shrouded Injectors & Thru 8/95, With Air Shrouded Injectors & With Air Shrouded Injectors, Oil Pan Installed, Knock Sensor in Block, W/P, Timing Gears, Belt & Tensioner Installed	5SFE	5S	TO385
2.2 / 2164	L4	95-92	S	MR2, DOHC, 16 Valves, FI, Naturally Aspirated, Gas, 5SFE, 49mm Thermo Housing, No Balance Shaft, No Air Shrouded Injectors, No Knock Sensor Mount in Block, W/P, Timing Gears, Belt & Tensioner Installed	5SFE	5S	TO390
2.2 / 2164	L4	91-90	S	Celica, MR2, DOHC, 16 Valves, FI, Naturally Aspirated, Gas, 5SFE, 49mm Thermo Housing, No Balance Shaft, No Air Shrouded Injectors, No Knock sensor Mount in Block, W/P, Timing Gears, Belt & Tensioner Installed	3SFE	5S	TO395
2.2 / 2189	L4	80-79	R	Celica, Corona, Pickup, SOHC, 8 Valves, Carb, Naturally Aspirated, Gas, 20R, Driver's Sdie Dipstick, Fuel Pump Mount in Head, T/C & Oil Pump Installed		20R	TO400
2.2 / 2237	L4	89-86	Y	Van, OHV, 8 Valves, FI, Naturally Aspirated, Gas, 4YEC, TIMING COVER INSTALLED	4Y	4Y	TO405
2.4 / 146	L4	12-11		Corolla, DOHC, 16 Valves, FI, Naturally Aspirated, Gas, 2AZ-FE, VVT-I, FRONT MOTOR MOUNT BRACKET MOUNTS TO TIMING COVER	AZ	2AZ	TO410
2.4 / 2362	L4	13-06		Corolla, Matrix, RAV4, DOHC, 16 Valves, FI, Naturally Aspirated, Gas, 2AZFE, With VVT-I, Front Motor Mount Bracket to T/C	AZ	2AZ	TO415
2.4 / 2362	L4	11-07		Camry, DOHC, 16 Valves, FI, Naturally Aspirated, Electric/Gas, 2AZFXE, VVT-I	AZ	2AZ	TO420
2.4 / 2362	L4	09-07		Camry, Solara, DOHC, 16 Valves, FI, Naturally Aspirated, Gas, 2AZFE, VVTI	AZ	2AZ	TO425
2.4 / 2362	L4	07-01		Camry, Highlander, Solara, DOHC, 16 Valves, FI, Naturally Aspirated, Gas, 2AZFE, With VVT-I, Chain Driven Cams, Aluminum Block & Head, From 11/00 & From 7/01	2AZ	2AZFE	TO430
2.4 / 2362	L4	05-04		RAV4, DOHC, 16 Valves, FI, Naturally Aspirated, Gas, 2AZFE, VVT-I	AZ	2AZ	TO435
2.4 / 2366	L4	95-84	R	4Runner, Celica, Pickup, SOHC, 8 Valves, Carb & FI, Naturally Aspirated, Gas, 22R & 22RE & 22REC, Fuel Pump Hole in Head, Timing Cover & Oil Pump Installed, Carb Apps Installer Must Retain Fuel Pump Eccentric from Core & Rear Main Seal Housing Will Be Needed from Core, Rear Main Seal Housing Will Be Needed from Core		22R	TO440
2.4 / 2366	L4	95-84	R	4Runner, Celica, Pickup, SOHC, 8 Valves, Carb & FI, Naturally Aspirated, Gas, 22R & 22RE & 22REC, Performance Version of 22R Engine, Carb Apps Installer Must Retain Fuel Pump Eccentric from Core, Rear Main Seal Housing Will Be Needed from Core, Top of W/P Curved, Pear Shaped Exhst Ports		22R, High Performance Build	TO445
2.4 / 2366	L4	95-84	R	4Runner, Pickup, SOHC, 8 Valves, Carb & FI, Naturally Aspirated, Gas, 22R & 22RE & 22REC, Includes Timing Cover & Oil Pan - No Valve Cover, Carb Apps Installer Must Retain Fuel Pump Eccentric from Core & Top of W/P Curved, Pear Shaped Exhst Ports, Carb Apps Installer Must Retain Fuel Pump Eccentric from Core & Top of W/P Curved, Pear Shaped Exhst Ports		22R	TO450
2.4 / 2366	L4	88-85	R	4Runner, Pickup, SOHC, FI, Turbo, Gas, 22RTEC, TIMING COVER AND OIL PUMP INSTALLED		22R	TO455
2.4 / 2366	L4	84-81	R	4Runner, Celica, Corona, Pickup, SOHC, 8 Valves, Carb, Naturally Aspirated, Gas, 22R, Fuel Pump Hole in Head, Timing Cover & Oil Pump Installed, Forward Mount, Carb Apps Only!!		22R	TO460
2.4 / 2366	L4	84-81	R	Celica, Corona, Pickup, SOHC, 8 Valves, Carb, Naturally Aspirated, Gas, 22R, Fuel Pump Hole in Head, Timing Cover & Oil Pump Installed		20R	TO465
2.4 / 2366	L4	84-83	R	Celica, Pickup, SOHC, 8 Valves, Carb & FI, Naturally Aspirated, Gas, 22R & 22REC, Fuel Pump Hole in Head, Timing Cover & Oil Pump Installed		22R	TO470
2.4 / 2438	L4	04-99		Tacoma, DOHC, 16 Valves, FI, Naturally Aspirated, Gas, 2RZFE, No Distributor, Crank Sesnor Mounts to T/C, Cam Sensor Mounts to Side of Head, 4 Oval Intake Ports, Chain Driven Cams	2R/3RZFE	2RZ	TO475




ENGINE LONG BLOCK

LITER / CID	CYL	YEAR	VIN	DESCRIPTION	HEAD CAST #	BLOCK CAST #	ENGINE PART #
TOYOTA [continued]							
2.4 / 2438	L4	00-97	L	Tacoma, DOHC, 16 Valves, FI, Naturally Aspirated, Gas, 2RZFE, No Distributor, Crank Sensor Mounts to T/C, Cam Sensor Mounts to Side of Head, 8 Round Intake, Chain Driven Cam, RWD	2R/3RZFE	2RZ	TO480
2.4 / 2438	L4	97-94	A, K	Previa, DOHC, 16 Valves, FI, Supercharged, Gas, 2TZFE, Chain Driven Cams, Crank Angle Sensor Mounts to Oil Pump, Timing Cover & Oil Pump Installed	2ZTF	2TZ	TO485
2.4 / 2438	L4	97-95	L, U	Tacoma, DOHC, 16 Valves, FI, Naturally Aspirated, Gas, 2RZFE, Distributor Mounts at End of Head, Crank Angle Sensor Mounts to Oil Pump, No Cam Sensor, Chain Driven Camshaft, Timing Cover & Oil Pump Installed	2R/3RZFE	2RZ	TO490
2.4 / 2438	L4	95-91	A	Previa, DOHC, 16 Valves, FI, Naturally Aspirated, Gas, 2TZFE, Chain Driven Cams & Chain Driven Cams, From 1/90 & Chain Driven Cams, To 8/96, Timing Cover & Oil Pump Installed	2ZTF	2TZ	TO495
2.4 / 2438	L4	95-94	A	Previa, DOHC, 16 Valves, FI, Naturally Aspirated, Gas, 2TZFE, Chain Driven Cams, Cam Angle Sensor Mounts to Head, Crank Angle Swnsor Mounts to Oil Pump, Timing Cover & Oil Pump Installed	2TZ	2TZ	TO500
2.5 / 152	L4	15-09		RAV4, DOHC, 16 Valves, FI, Naturally Aspirated, Gas, 2ARFE, Dual VVT-I, Chain Drive Cams, Same T/C as PN #869	1/2AR-FE	2AR-FE	TO505
2.5 / 152	L4	15-10		Camry, DOHC, 16 Valves, FI, Naturally Aspirated, Gas, 2ARFE, Dual VVT	1/2AR-FE	2ARFE	TO510
2.5 / 152	L4	15-12	D	Avalon, Camry, DOHC, 16 Valves, FI, Naturally Aspirated, Electric/Gas, 2ARFXE, V.V.T. on Intake			TO515
2.5 / 2508	V6	91-89	V	Camry, DOHC, 24 Valves, FI, Naturally Aspirated, Gas, 2VZFE, Knock Sensor Boss in Valley, W/P, Timing Gears Belt & Tensioner Installed	2VZ	2VZ	TO520
2.5 / 2508	V6	89-88	V	Camry, DOHC, 24 Valves, FI, Naturally Aspirated, Gas, 2VZFE, No Knock Sensor Boss in Valley, W/P, Timing Gears Belt & Tensioner Installed	2VZ	2VZ	TO525
2.7 / 163	L4	15-09		Highlander, Sienna, Venza, DOHC, 16 Valves, FI, Naturally Aspirated, Gas, 1ARFE, DUAL VVT-I, HYD. LIFTERS IN HEAD & ROCKER ARMS, BAL. SHAFTS UNDER CRANK, DRIVEN BY GEAR	1/2AR-FE	1AR-FE	TO530
2.7 / 164	L4	14-10		Hilux, DOHC, 16 Valves, FI, Naturally Aspirated, Gas, 2TR-FE, With Balance Shafts, Chain Driven Cams, Hyd. Lifters, Roller Rockers	2TR	2TR	TO535
2.7 / 165	L4	14-10		Hiace, DOHC, 16 Valves, FI, Naturally Aspirated, Gas, 2TR-FE, With Balance Shafts, Chain Driven Cams, Hyd. Lifters, Roller Rockers	2TR	2TR	TO540
2.7 / 2694	L4	16-04		4Runner, Hiace, Hilux, Tacoma, DOHC, 16 Valves, FI, Naturally Aspirated, Gas, 2TRFE, With Balance Shafts, Chain Driven Cams, Hyd. Lifters, Roller Rockers	2TR	2TR	TO545
2.7 / 2694	L4	04-99		4Runner, Tacoma, DOHC, 16 Valves, FI, Naturally Aspirated, Gas, 3RZFE, No Distributor, Crank Ssnor Mounts to T/C, Cam Sensor Mounts to Side of Head, 4 Oval Intake Ports, Chain Driven Cams	2R/3RZFE	3RZ	TO550
2.7 / 2694	L4	00-96	M	4Runner, T100, Tacoma, DOHC, 16 Valves, FI, Naturally Aspirated, Gas, 3RZFE, No Distributor, Crank Sensor Mounts to T/C, Cam Sensor Mounts to Side of Head, 8 Round Intake, Chain Driven Cam	2R/3RZFE	3RZ	TO555
2.7 / 2694	L4	97-94	M, U	4Runner, T100, Tacoma, DOHC, 16 Valves, FI, Naturally Aspirated, Gas, 3RZFE, Distributor Mounts at End of Head, Crank Angle Sensor Mounts to Oil Pump, No Cam Sensor, Chain Driven Camshaft, Timing Cover & Oil Pump Installed	2R/3RZFE	3RZ	TO560
2.8 / 2754	L6	88-82	M	Celica, Cressida, DOHC, 12 Valves, FI, Naturally Aspirated, Gas, 5MGE, Customer May Need Updated Pan & Pump, Timing Gears Belt & Tensioner Installed	5MG	5M	TO565
3.0 / 183	V6	03		Sienna, DOHC, 24 Valves, FI, Naturally Aspirated, Gas, With VVT-I (Variable Valve Timing), Vertical Belt Tensioner Mount, W/P, Timing Gears Belt & Tensioner Intsalled, FWD	1MZ	1MZ	TO570
3.0 / 2954	L6	92-86	M	Supra, DOHC, 24 Valves, FI, Naturally Aspirated, Gas, 7MGE, Customer May Need Updated Pan & Pump, Timing Gears Belt & Tensioner Installed	7MGE	7M	TO575
3.0 / 2954	L6	92-87	M	Supra, DOHC, 24 Valves, FI, Turbo, Gas, 7MGTE, Customer May Need Updated Pan & Pump, Timing Gears Belt & Tensioner Installed	7MGE	7MG	TO580
3.0 / 2954	L6	92-89	M	Cressida, DOHC, 24 Valves, FI, Naturally Aspirated, Gas, 7MGE, Customer May Need Updated Pan & Pump, Timing Gears Belt & Tensioner Installed	7MGE	7MG	TO585
3.0 / 2959	V6	95-92	V	4Runner, Pickup, T100, SOHC, 12 Valves, FI, Naturally Aspirated, Gas, 3VZE, 6 Bosses on Passenger Side of Block, Hydraulic Type Belt Tensioner, Timing Components Supplied - Not Installed, No Water Pump, Idler Mounts on Intake Manifold - Intake Not Included	3VZ	3VZ	TO590
3.0 / 2959	V6	93-92	V	Camry, DOHC, 24 Valves, FI, Naturally Aspirated, Gas, 3VZFE, W/P, Timing Gears Belt & Tensioner Installed	3VZ	3VZ	TO595
3.0 / 2959	V6	92-88	V	4Runner, Pickup, SOHC, 12 Valves, FI, Naturally Aspirated, Gas, 3VZE, 6 Bosses on Passenger Side of Block, Spring Type Belt Tensioner, Timing Components Supplied - Not Installed, No Water Pump, Idler Mounts on Intake Manifold - Intake Not Included	3VZ	3VZ	TO600
3.0 / 2959	V6	89-88	V	4Runner, Pickup, SOHC, 12 Valves, FI, Naturally Aspirated, Gas, 3VZE, 4 Bosses on Passenger Side of Block, Timing Components Supplied - Not Installed, Idler Mounts on Intake Manifold	3VZ	3VZ	TO605



ENGINE LONG BLOCK							
LITER / CID	CYL	YEAR	VIN	DESCRIPTION	HEAD CAST #	BLOCK CAST #	ENGINE PART #
TOYOTA [continued]							
3.0 / 2995	V6	06-01		Camry, Highlander, DOHC, 24 Valves, FI, Naturally Aspirated, Gas, 1MZFE, With VVT-I (Variable Valve Timing), Horizontal Belt Tensioner Mount, W/P, Timing Gears Belt & Tensioner Installed, FWD Apps Only, FWD	1MZ	1MZ	TO610
3.0 / 2995	V6	04-99		Avalon, Sienna, DOHC, 24 Valves, FI, Naturally Aspirated, Gas, 1MZFE, With VVT-I (Variable Valve Timing), Vertical Belt Tensioner Mount, W/P, Timing Gears Belt & Tensioner Installed, FWD	1MZ	1MZ	TO615
3.0 / 2995	V6	03-94	F, G	Avalon, Camry, Sienna, Solara, DOHC, 24 Valves, FI, Naturally Aspirated, Gas, 1MZFE, Vertical Mount Belt Tensioner, W/P, Timing Gears Belt & Tensioner Installed, Non- V.V.T.	1MZ	1MZ	TO620
3.0 / 2995	V6	03-01		Camry, DOHC, 24 Valves, FI, Naturally Aspirated, Gas, 1MZFE, Horizontal Belt Tensioner Mount, W/P, Timing Gears Belt & Tensioner Installed, FWD	1MZ	1MZ	TO625
3.0 / 2995	V6	03-01		Highlander, DOHC, 24 Valves, FI, Naturally Aspirated, Gas, 1MZFE, With VVT-I (Variable Valve Timing), W/P, Timing Gears Belt & Tensioner Installed, AWD	1MZ	1MZ	TO630
3.0 / 2997	L6	98-93	E, J	Supra, DOHC, 24 Valves, FI, Turbo, Gas, 2JZGTE, No Distributor, Crank Sensor Mounts to Oil Pump, Timing Gears Belt & Tensioner Installed	3.0	2JZ	TO635
3.0 / 2997	L6	98-97	D	Supra, DOHC, 24 Valves, FI, Naturally Aspirated, Gas, 2JZGE, With VVTI (Variable Valve Timing), No Distributor, Cam Angle Sensor Mounts to Head, Crank Angle Sensor Mounts to Oil Pump	3.0	2JZ	TO640
3.0 / 2997	L6	97-95	D, J	Supra, DOHC, 24 Valves, FI, Naturally Aspirated, Gas, 2JZGE, No Distributor, Crank Sensor Mounts to Oil Pump, Timing Gears Belt & Tensioner Installed	3.0	2JZ	TO645
3.0 / 2997	L6	95-93	J	Supra, DOHC, 24 Valves, FI, Naturally Aspirated, Gas, 2JZGE, Timing Gears Belt & Tensioner Installed	3.0	2JZ	TO650
3.3 / 202	V6	10-06		Highlander, DOHC, 24 Valves, FI, Naturally Aspirated, Electric/Gas, 3MZFE, HYBRID. ALUM. BLOCK & HEADS. VVT-I		3MZ	TO655
3.3 / 202	V6	08-04		Camry, Highlander, Sienna, Solara, DOHC, 24 Valves, FI, Naturally Aspirated, Gas, 3MZFE, VVT -I HEADS, FWD		3MZ	TO660
3.3 / 202	V6	07-04		Highlander, Sienna, DOHC, 24 Valves, FI, Naturally Aspirated, Gas, 3MZFE, AWD	3MZ	3MZ	TO665
3.3 / 3300	V6	04		Highlander, DOHC, 24 Valves, FI, Naturally Aspirated, Gas, 3MZFE, AWD	3MZ	3MZ	TO670
3.3 / 3300	V6	04		Camry, Highlander, Solara, DOHC, 24 Valves, FI, Naturally Aspirated, Gas, 3MZFE, VVT -I HEADS, FWD		3MZ	TO675
3.4 / 3378	V6	04-95	N, V	4Runner, T100, Tacoma, Tundra, DOHC, 24 Valves, FI, Naturally Aspirated, Gas, 5VZFE, Thermo Housing has Water Outlet for Oil Cooler, W/P, Timing Gears Belt & Tensioner Installed	5VZ	5VZ	TO680
3.4 / 3378	V6	04-95	N, V	T100, Tacoma, Tundra, DOHC, 24 Valves, FI, Naturally Aspirated, Gas, 5VZFE, No Water Outlet for Oil Cooler in Thermo Housing, W/P, Timing Gears Belt & Tensioner Installed	5VZ	5VZ	TO685
3.5 / 214	V6	09		Sienna, DOHC, 24 Valves, FI, Naturally Aspirated, Gas, With VVT-I	2GR	2GR	TO690
3.5 / 3456	V6	15-05		Avalon, Camry, Highlander, RAV4, Sienna, Venza, DOHC, 24 Valves, FI, Naturally Aspirated, Gas, 2GRFE, Alumn. Block & Heads, FWD/4WD, w/ VVT-I & With VVT-I, Chain Drive Cams, Roller Rockers, Hyd. Lifters	2GR	2GR	TO695
4.0 / 241	V6	15-12, 10-06		Tacoma, Tundra, DOHC, 24 Valves, FI, Naturally Aspirated, Gas, 1GRFE, VVT & VVT-I, AIR HOLES ABOVE EXH. PORTS & AIR Holes Above Exhaust Ports		1GR-FE	TO700
4.0 / 241	V6	15-10		4Runner, FJ Cruiser, Tundra, DOHC, 24 Valves, FI, Naturally Aspirated, Gas, 1GRFE, VVT w/ Wide Trigger Plate, AIR Above Exhaust Ports & Air Port above Exhaust Ports, Cam Sensor in Valley - Crank Sensor in Block	GR1 LH, GR1 RH	GR1	TO705
4.0 / 241	V6	11-05		4Runner, FJ Cruiser, Tacoma, Tundra, DOHC, 24 Valves, FI, Naturally Aspirated, Gas, 1GRFE, VVT-I & With VVT-I & With VVT-I, From 4/07	1GR	1GR	TO710
4.0 / 241	V6	04-03		4Runner, DOHC, 24 Valves, FI, Naturally Aspirated, Gas, 1GRFE, VVT W/ 3 POINT TRIGGER, Thru 8/04	1GR-LH, 1GR-RH	1GR	TO715
4.0 / 3956	L6	92-89	F	Land Cruiser, OHV, 12 Valves, FI, Naturally Aspirated, Gas, 3FE, CRANK END 42MM, From 10/89, Notched Intake Ports & Notched Intake Ports, No Bracket Between Eng. & Trans. Type	61080	3FE	TO720
4.0 / 3956	L6	90-88	F	Land Cruiser, OHV, 12 Valves, FI, Naturally Aspirated, Gas, 3FE, CRANK END 35MM, Notched Intake Ports & Thru 10/89, Notched Intake Ports, With Bracket Between Eng. & Trans. Type	61080	3FE	TO725
4.2 / 4227	L6	87-76	F	Land Cruiser, OHV, 12 Valves, Carb, Naturally Aspirated, Gas, 2F, Power Steering Mounts to Block, 8 Bolts Total for Intake & Exhaust	61031, 61040	2F	TO730
4.5 / 4477	L6	97-95	D, J	Land Cruiser, DOHC, 24 Valves, FI, Naturally Aspirated, Gas, 1FZFE, CRANK SENSOR IN PAN, LOCATED IN FRONT UNDER CRANK GEAR	1FZFE	1FZ	TO735
4.5 / 4477	L6	95-93	D	Land Cruiser, DOHC, 24 Valves, FI, Naturally Aspirated, Gas, 1FZFE, NO CRANK SENSOR IN PAN	1FZFE	1FZ	TO740
4.6 / 4608	V8	15-10		Sequoia, Tundra, DOHC, 32 Valves, FI, Naturally Aspirated, Gas, 1URFE, Chain Driven Cams		1UR-FE	TO745



ENGINE LONG BLOCK							
LITER / CID	CYL	YEAR	VIN	DESCRIPTION	HEAD CAST #	BLOCK CAST #	ENGINE PART #
TOYOTA [continued]							
4.7 / 285	V8	09-04		4Runner, Land Cruiser, Sequoia, Tundra, DOHC, 32 Valves, FI, Naturally Aspirated, Gas, 2UZFE, 08/04 Thru 2009 & 11/04 Thru 2009 Model Years & From 5/05 To 2007, With VVT-I, Cam Sensor Mounts in Head	2UZ	2ZUZ	TO750
4.7 / 285	V8	05-04		Land Cruiser, DOHC, 32 Valves, FI, Naturally Aspirated, Gas, 2UZFE, From 1/04 To 5/05, Non VVT-I, Left Head with Extra Threaded Boss		2UZ	TO755
4.7 / 285	V8	04-98	T	4Runner, Land Cruiser, Sequoia, Tundra, DOHC, 32 Valves, FI, Naturally Aspirated, Gas, 2UZFE, Apps up to 8/2004 & From 8/02 To 11/04, Non VVT-I & From 9/00 Prod & Non VVT-I & Thru 8/04 Prod & To 1/04, Non VVT-I, Non VVT-I		2UZ	TO760
5.7 / 345	V8	15-11		Sequoia, Tundra, DOHC, 32 Valves, FI, Naturally Aspirated, Flex & Gas, 3URFBE & 3URFE, Extra Mounting Holes in V/C, Chain Driven Cams & Includes Timing Cover, Oil Pan & Valve Covers, Extra Mounting Holes in V/C, Chain Driven Cams, From 8/11 & From 9/11		3URFE	TO765
5.7 / 345	V8	15-13		Land Cruiser, DOHC, 32 Valves, FI, Naturally Aspirated, Gas, 3URFE, Level Sensor Hole in Oil Pan		3UR-FE	TO770
5.7 / 345	V8	11-10		Land Cruiser, Sequoia, Tundra, DOHC, 32 Valves, FI, Naturally Aspirated, Flex & Gas, 3URFBE & 3URFE, Extra Bosses on Head Covers, Chain Driven Cams, P.F.I. Heads		3URFE, 3URFBE	TO775
5.7 / 345	V8	09-07		Land Cruiser, Sequoia, Tundra, DOHC, 32 Valves, FI, Naturally Aspirated, Flex & Gas, 3URFBE & 3URFE, Chain Driven Cams, P.F.I. Heads	3UR LH, 3UR RH	3URFE	TO780